



# LIPSA

# You Should Run

Special Thanks: Rick Esposito

RULES: Practical Shooting Handbook, Latest Edition Course Designer: Michael Linsalata

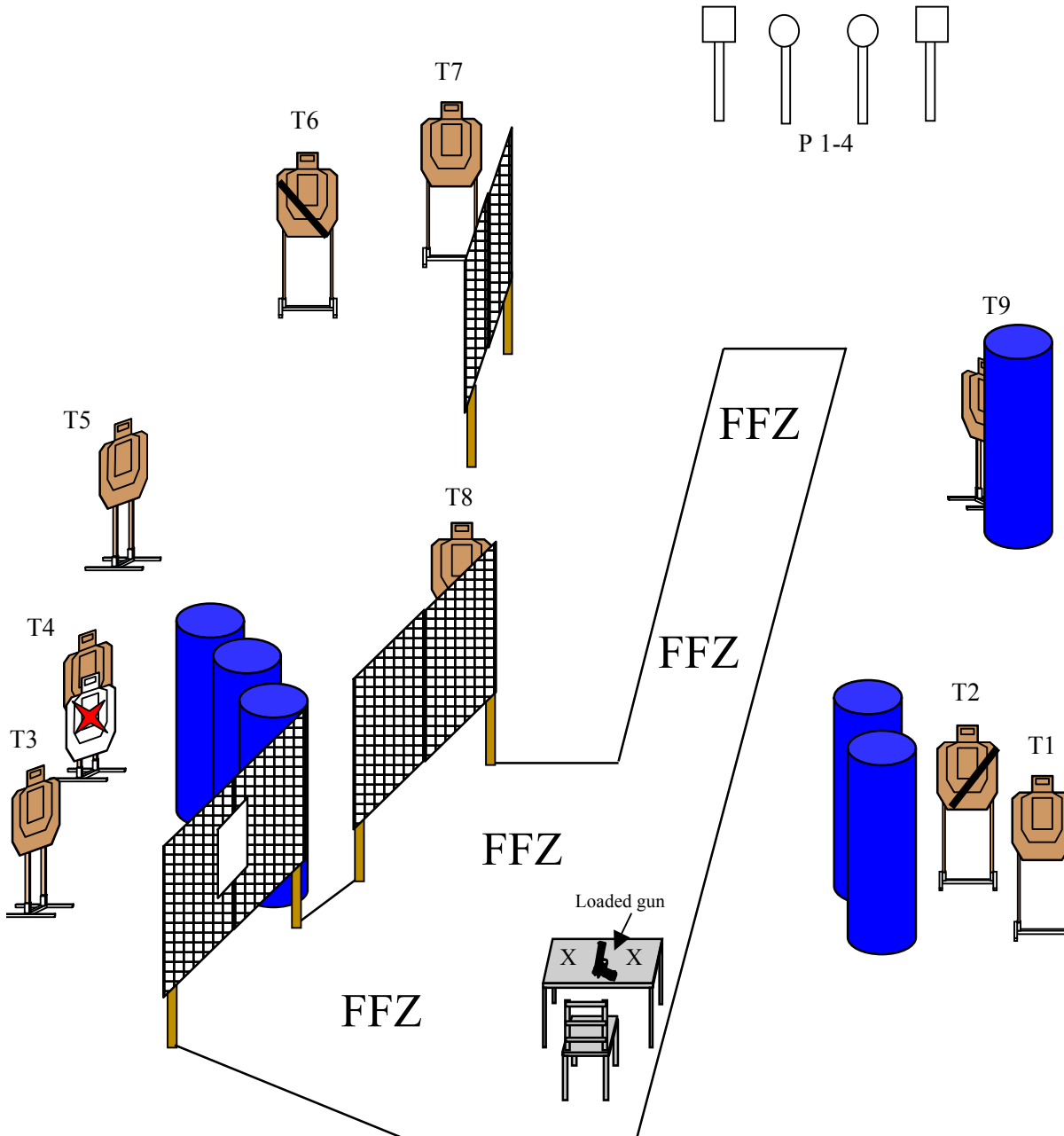
**START POSITION:** Sitting in chair with both hands on X's. Loaded gun in between. PCC has same start position.

### STAGE PROCEDURE

At signal, pick up loaded gun from table and engage all targets and steel as they become visible from within the Free Fire Zone.

### SCORING

<b>SCORING:</b>	Comstock, 22 rounds, 110 points
<b>TARGETS:</b>	9 IPSC, 4 Plates
<b>SCORED HITS:</b>	Best 2 per IPSC, Steel Down = 1A
<b>START-STOP:</b>	Audible-Last Shot
<b>PENALTIES:</b>	Procedural -10
	No-shoot hit -10
	Miss -10



**Stage 1**



# LIPSA

# The End Of Dead

Special Thanks: Rick Esposito

RULES: Practical Shooting Handbook, Latest Edition Course Designer: Michael Linsalata

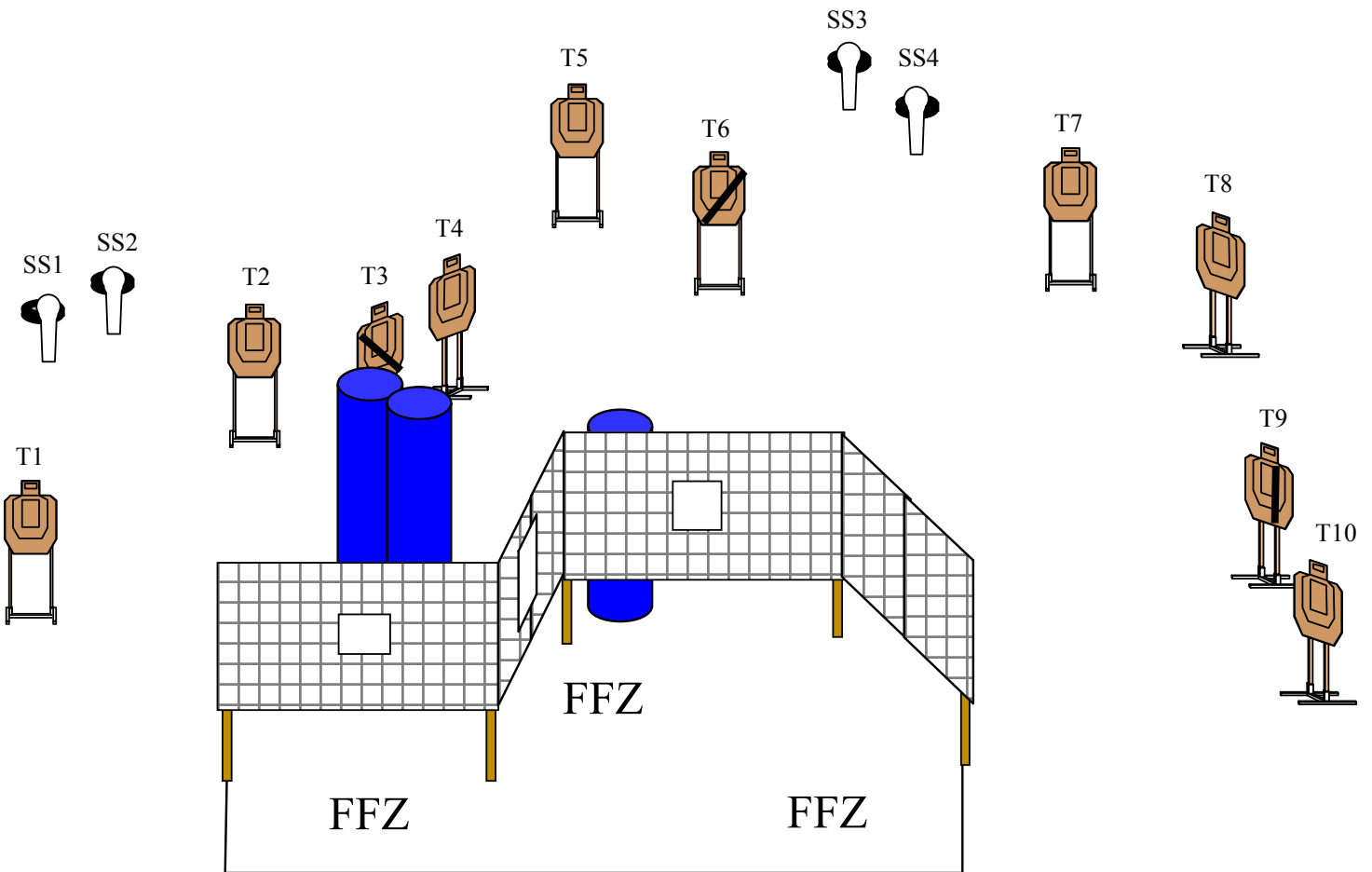
**START POSITION:** Standing in Box A, hands relaxed at sides. Gun loaded and holstered. PCC start is gun loaded. Safety on. Pointed down range with butt of gun touching belt.

### STAGE PROCEDURE

At signal, advance to Free Fire Zone and engage all targets and steel as they become visible from within the fault lines.

### SCORING

<b>SCORING:</b>	Comstock, 24 rounds, 120 points
<b>TARGETS:</b>	10 IPSC, 4 SS
<b>SCORED HITS:</b>	Best 2 per IPSC, Steel Down = 1A
<b>START-STOP:</b>	Audible-Last Shot
<b>PENALTIES:</b>	Procedural -10
	No-shoot hit -10
	Miss -10



A

Stage 2



**LIPSA**

# Rick's Revenge III

Special Thanks: Rick Esposito

RULES: Practical Shooting Handbook, Latest Edition Course Designer: **Michael Linsalata**

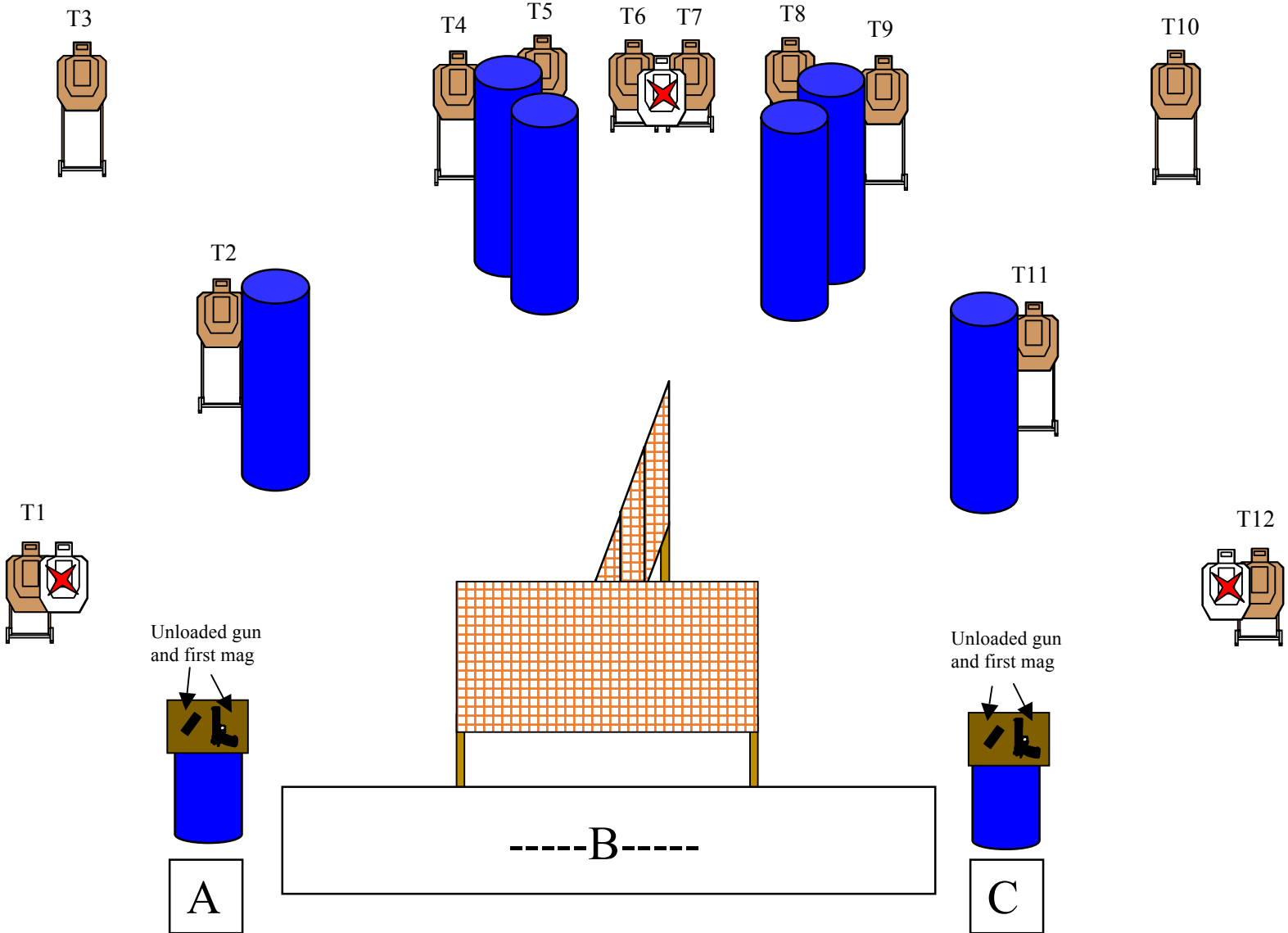
**START POSITION:** Standing in either Box A or Box C. Unloaded gun and first mag on barrel in front. PCC has same start position.

### STAGE PROCEDURE

At signal, pick up and load gun with mag from barrel. Then engage all targets as they become visible from the 3 Boxes.

### SCORING

<b>SCORING:</b>	Comstock, 24 rounds, 120 points
<b>TARGETS:</b>	12 IPSC
<b>SCORED HITS:</b>	Best 2 per IPSC
<b>START-STOP:</b>	Audible-Last Shot
<b>PENALTIES:</b>	Procedural -10
	No-shoot hit -10
	Miss -10



**Stage 3**



# LIPSA

# It's Not That Easy

Special Thanks: Rick Esposito

RULES: Practical Shooting Handbook, Latest Edition Course Designer: Michael Linsalata

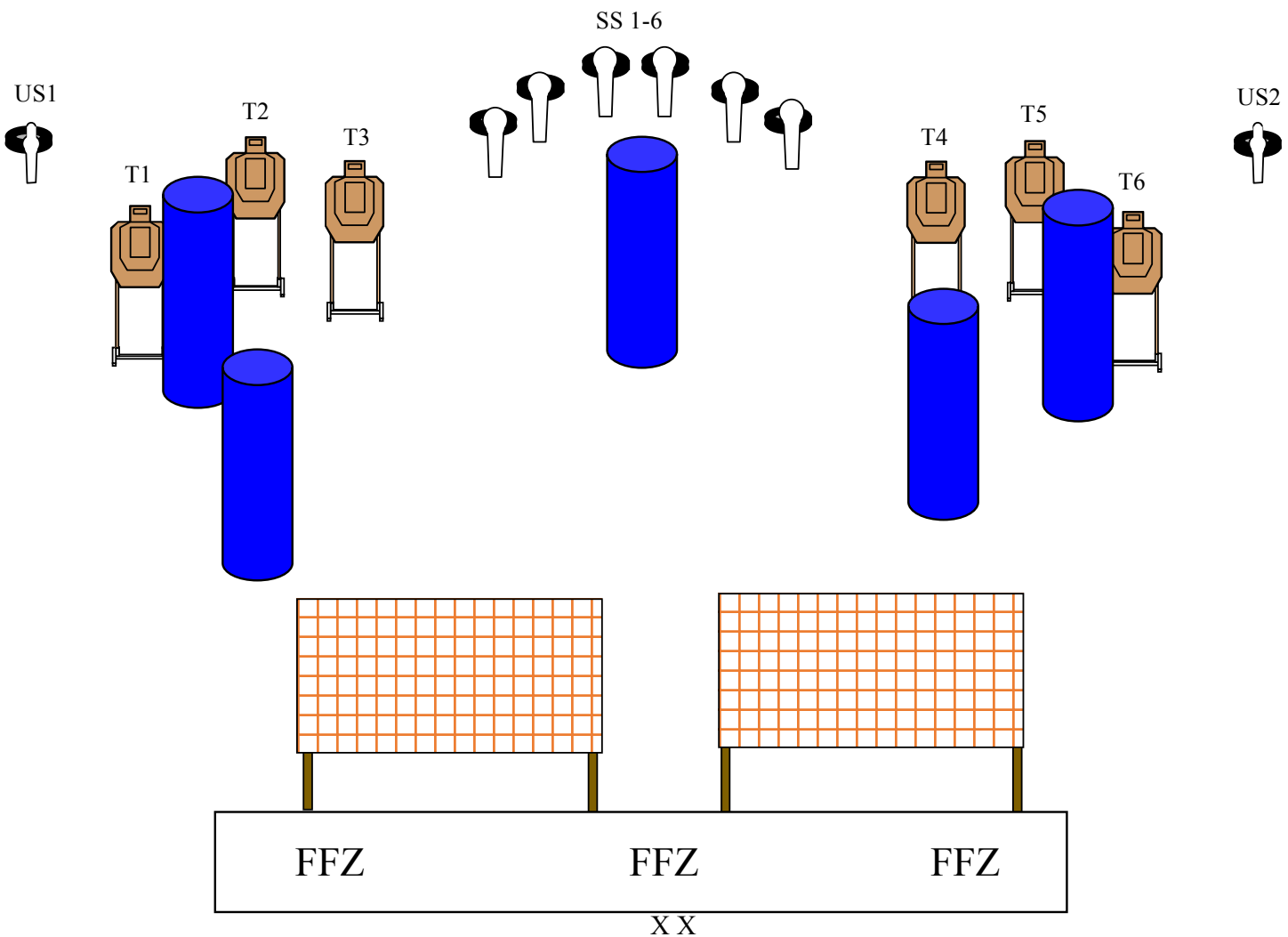
**START POSITION:** Standing with toes touching X's, hands relaxed at sides. Gun loaded and holstered.  
 PCC start is gun loaded with safety on. Pointing down range with butt of gun touching belt.

### STAGE PROCEDURE

At signal, step into Free Fire Zone and engage all targets and steel as they become visible from within the fault lines.

### SCORING

**SCORING:** Comstock, 20 rounds, 100 points  
**TARGETS:** 6 IPSC, 8 pieces of steel  
**SCORED HITS:** Best 2 per IPSC, Steel Down = 1A  
**START-STOP:** Audible-Last Shot  
**PENALTIES:** Procedural -10  
 No-shoot hit -10  
 Miss -10



**Stage 4**



**LIPSA**

# Glock Challenge

Special Thanks: Rick Esposito, Gaston Glock

RULES: Practical Shooting Handbook, Latest Edition Course Designer: Michael Linsalata

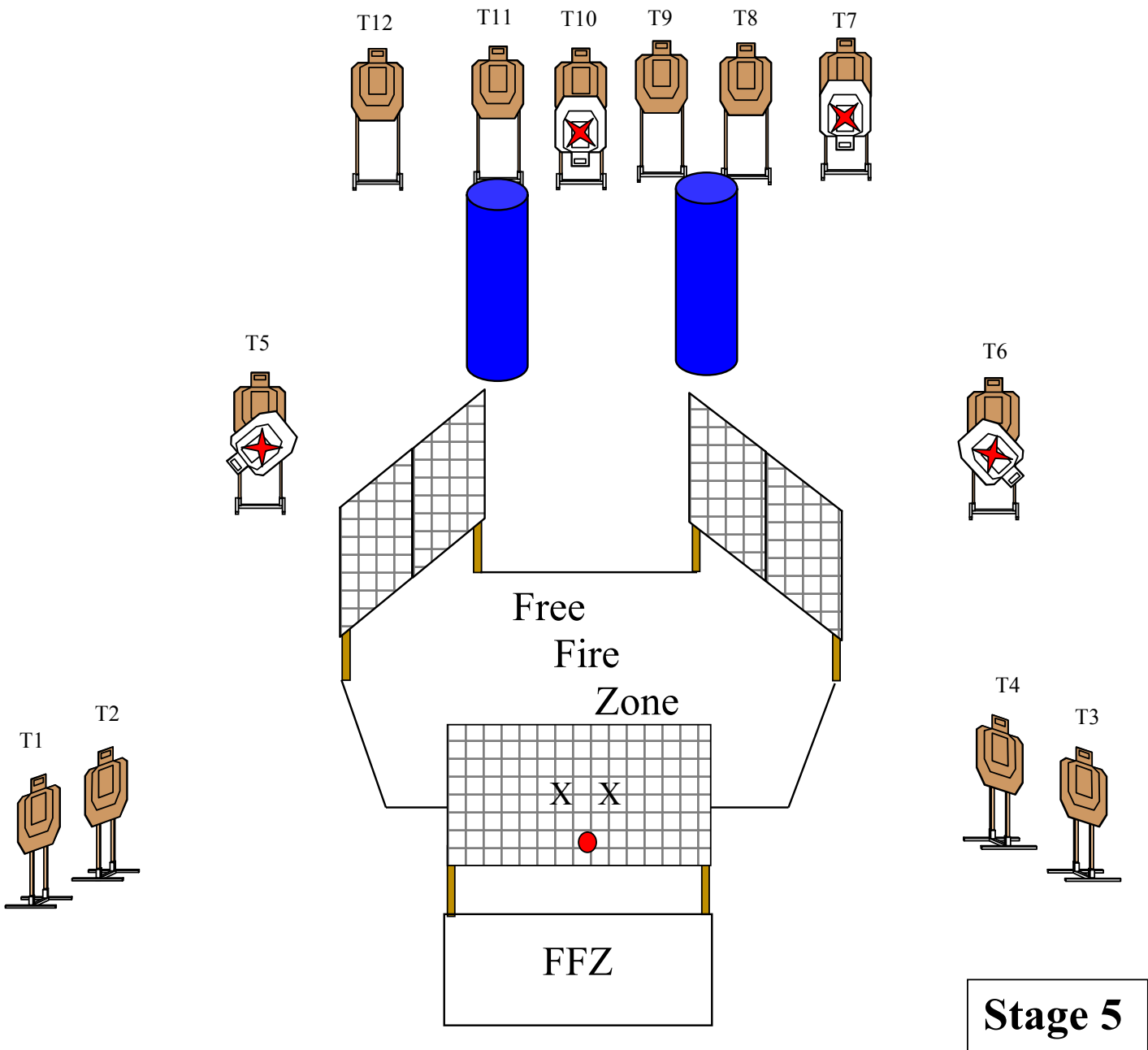
**START POSITION:** Standing with hands flat on X's. Gun loaded and holstered. PCC start is gun loaded with safety on. Muzzle of gun touching mark on wall.

### STAGE PROCEDURE

At signal, engage all targets as they become visible from within the 2 Free Fire Zones.

### SCORING

**SCORING:** Comstock, 24 rounds, 120 points  
**TARGETS:** 12 IPSC  
**SCORED HITS:** Best 2 per IPSC  
**START-STOP:** Audible-Last Shot  
**PENALTIES:** Procedural -10  
No-shoot hit -10  
Miss -10





# LIPSA

# B.L.T.

Special Thanks: Rick Esposito

RULES: Practical Shooting Handbook, Latest Edition Course Designer: Michael Linsalata

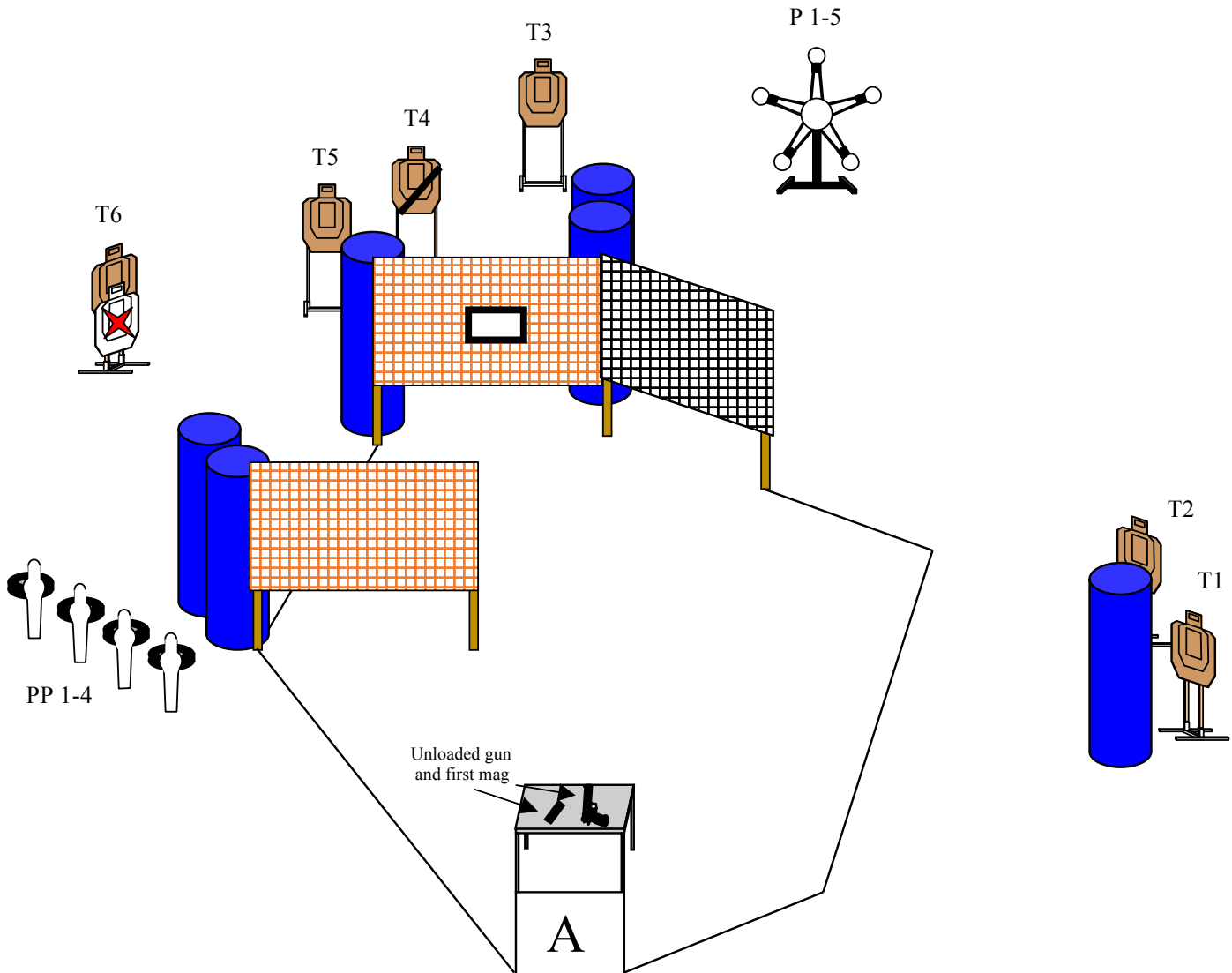
**START POSITION:** Standing in Box A, wrists above shoulders. Unloaded gun and first mag on table.  
PCC has same start position.

### STAGE PROCEDURE

At signal, pick up and load gun with mag from table. Then engage PP 1-4 from Box A. Step out of Box A and engage all other targets and steel as they become visible from within the fault lines.

### SCORING

**SCORING:** Comstock, 21 rounds, 105 points  
**TARGETS:** 6 IPSC, 9 pieces of steel  
**SCORED HITS:** Best 2 per IPSC, Steel Down = 1A  
**START-STOP:** Audible-Last Shot  
**PENALTIES:** Procedural -10  
No-shoot hit -10  
Miss -10



Stage 6



# CM 99-13

# Quicky II

**RULES:** USPSA Handgun Competition Rules, current edition **COURSE DESIGNER:** Joe De Simone

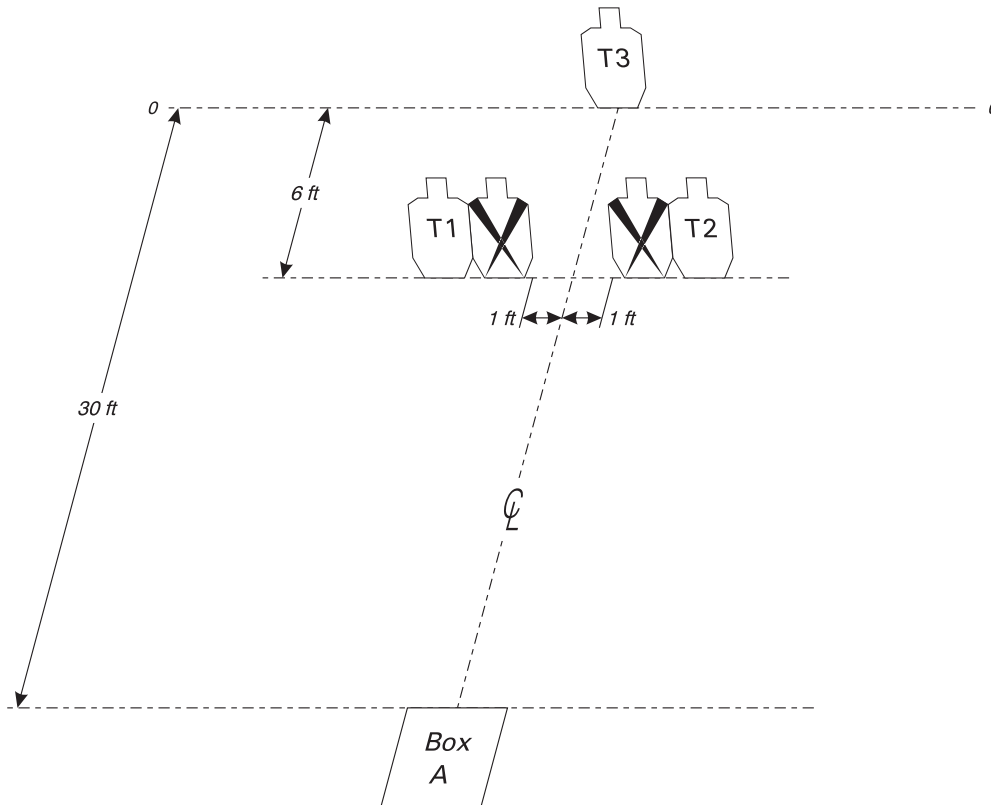
**START POSITION:** Standing in Box A, reaching overhead for a box, arms fully extended over head, elbows locked.  
Handgun is loaded and holstered as per ready condition in rule 8.1.1 and 8.1.2.

### STAGE PROCEDURE

- String 1. Upon start signal, from Box A engage T1-T3 with only two rounds per target, then make a mandatory reload and from Box A engage T1-T3 with only two rounds per target using strong hand only.
- String 2. Upon start signal, from Box A engage T1-T3 with only two rounds per target, then make a mandatory reload and from Box A engage T1-T3 with only two rounds per target using weak hand only.  
Jams may be cleared with both hands.

### SCORING

- SCORING:** Virginia Count, 24 rounds, 120 points
- TARGETS:** 3 Metric
- SCORED HITS:** Best 8/paper
- START - STOP:** Audible - Last shot
- PENALTIES:** Per current edition USPSA Handgun Competition Rules  
Failure to perform mandatory reload will result in one procedural penalty per shot fired.  
Strings must be shot in order prescribed or one procedural will be assessed.



**SETUP NOTES:** Set paper targets to 5 feet high at shoulders. No-shoots are butted to edges of targets. Shooting box is 3 feet by 3 feet.

