



Knockdown Steel

LIPSA

Circles & Squares

RULES: Practical Shooting Handbook, Latest Edition **Course Designer:** Jeff Paulsen

START POSITION: Standing in either Box A or Box B, hands relaxed at sides. Gun loaded and holstered.
(Guns are loaded with 10 rounds to start).

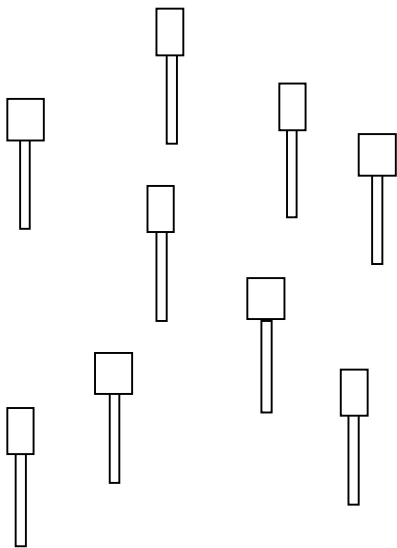
STAGE PROCEDURE

At signal, engage P1-9 from Box A. Engage P10-18 from Box B. You can start in either Box.

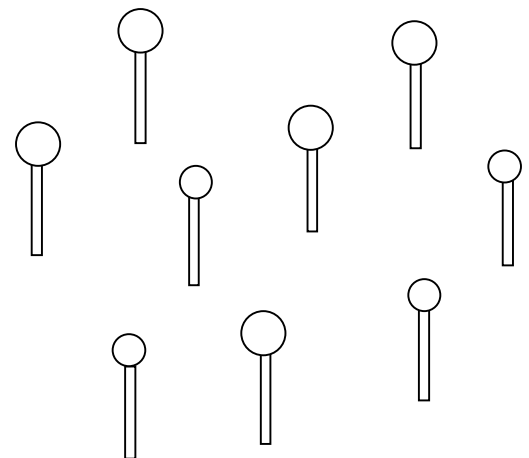
SCORING

SCORING: Comstock, 18 rounds, 90 points
TARGETS: 18 pieces of steel
SCORED HITS: Steel Down = 1A
START-STOP: Audible-Last Shot
PENALTIES: Procedural -10
Miss -10

P 1-9



P 10-18



A

B

Stage 1



Knockdown Steel

LIPSA

Pain In The Plates

RULES: Practical Shooting Handbook, Latest Edition **Course Designer: Jeff Paulsen**

START POSITION: Standing in any Box, wrists above shoulders. Gun loaded and holstered.
(Guns are loaded with 10 rounds to start).

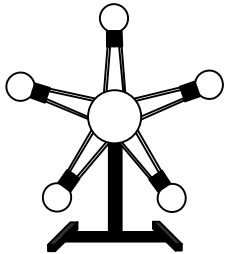
STAGE PROCEDURE

At signal, engage steel from appropriate Box.
P1-5 from Box A.
P6-11 from Box B.
P12-16 from Box C.
(Boxes can be used in any order).

SCORING

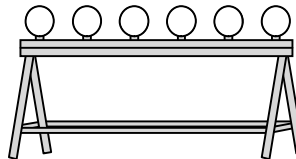
SCORING: Comstock, 16 rounds, 80 points
TARGETS: 16 pieces of steel
SCORED HITS: Steel Down = 1A
START-STOP: Audible-Last Shot
PENALTIES: Procedural -10
Miss -10

P 1-5



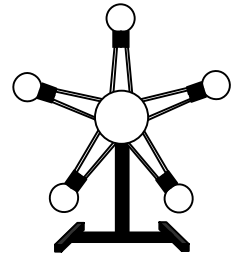
A

P 6-11



B

P 12-16



C

Stage 2



Knockdown Steel

LIPSA

Plank The Plates

RULES: Practical Shooting Handbook, Latest Edition **Course Designer: Jeff Paulsen**

START POSITION: Standing anywhere on Planks, hands relaxed at sides. Gun loaded and holstered.
(Guns are loaded with 10 rounds to start).

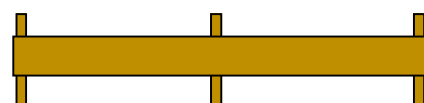
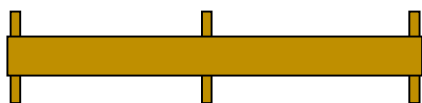
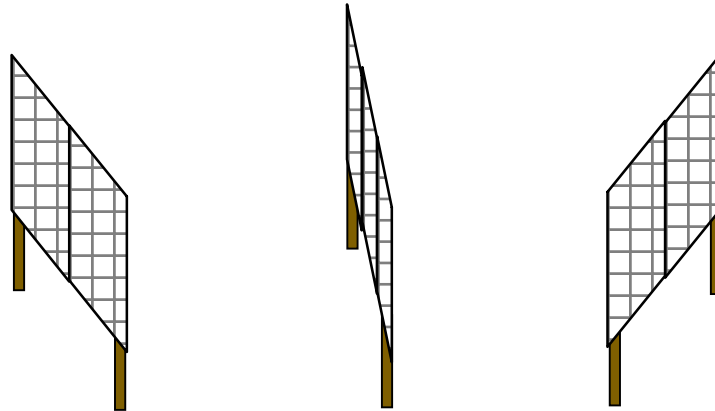
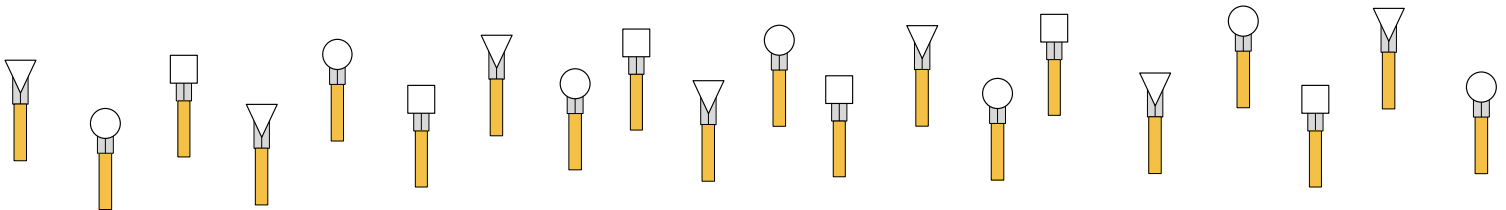
STAGE PROCEDURE

At signal, engage all steel as they become visible from the planks. **(All shots must be taken from atop planks).**

SCORING

SCORING:	Comstock, 20 rounds, 100 points
TARGETS:	20 pieces of steel
SCORED HITS:	Steel Down = 1A
START-STOP:	Audible-Last Shot
PENALTIES:	Procedural -10
	Miss -10

P 1-20



Stage 3



Knockdown Steel

LIPSA

Keep Finger Off Trigger

RULES: Practical Shooting Handbook, Latest Edition Course Designer: Jeff Paulsen

START POSITION: Standing on any platform, wrists above shoulders. Gun loaded and holstered.
(Guns are loaded with 10 rounds to start).

STAGE PROCEDURE

At signal, engage steel from the appropriate platform:

Platform 1- P 1-6

Platform 2- SS 1-6

Platform 3- P 7-12

(Platforms can be used in any order).

SCORING

SCORING: Comstock, 18 rounds, 90 points

TARGETS: 18 pieces of steel

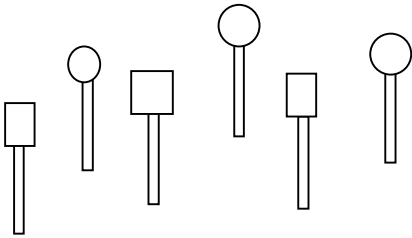
SCORED HITS: Steel Down = 1A

START-STOP: Audible-Last Shot

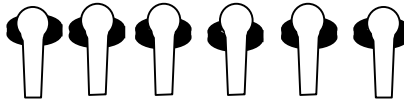
PENALTIES: Procedural -10

Miss -10

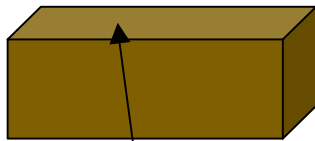

P 1-6



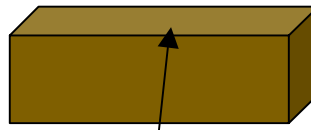
SS 1-6



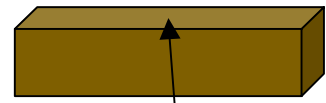
P 7-12



Platform 1- P1-6



Platform 2- SS 1-6



Platform 3- SS 7-12



Knockdown Steel

LIPSA

Stand & Deliver

RULES: Practical Shooting Handbook, Latest Edition **Course Designer:** Jeff Paulsen

START POSITION: Standing in Box A, hands relaxed at sides. Gun loaded and holstered.
(Gun is loaded with 10 rounds to start).

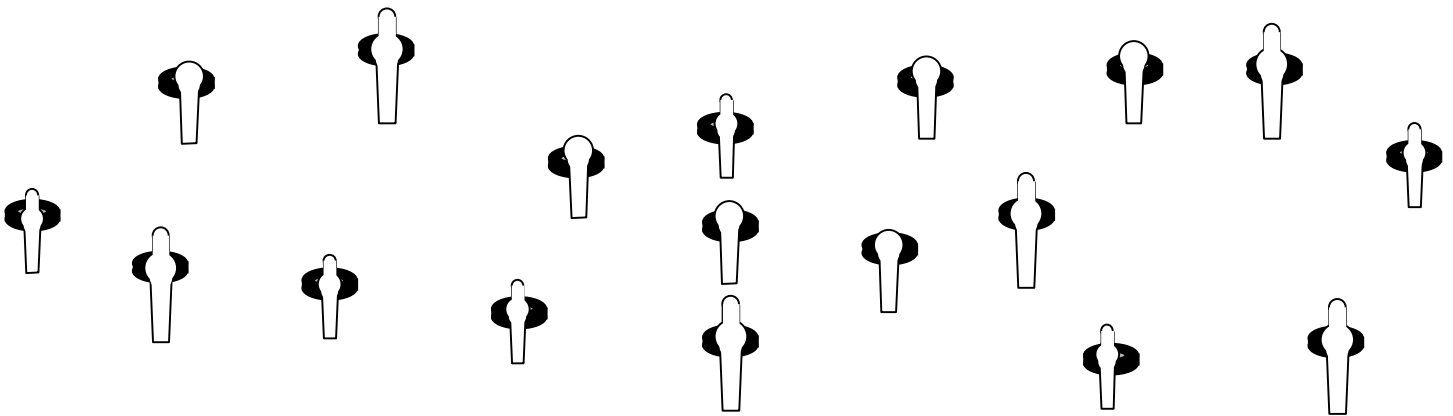
STAGE PROCEDURE

At signal, engage all steel as they become visible from within Box A.

SCORING

SCORING: Comstock, 18 rounds, 90 points
TARGETS: 18 pieces of steel
SCORED HITS: Steel Down = 1A
START-STOP: Audible-Last Shot
PENALTIES: Procedural -10
Miss -10

P 1-18



A

Stage 5



Knockdown Steel

LIPSA

Those Aren't Steel

RULES: Practical Shooting Handbook, Latest Edition **Course Designer:** Jeff Paulsen

START POSITION: Standing in Box A, wrists above shoulders. Gun loaded and holstered.
(Guns are loaded with 10 rounds to start).

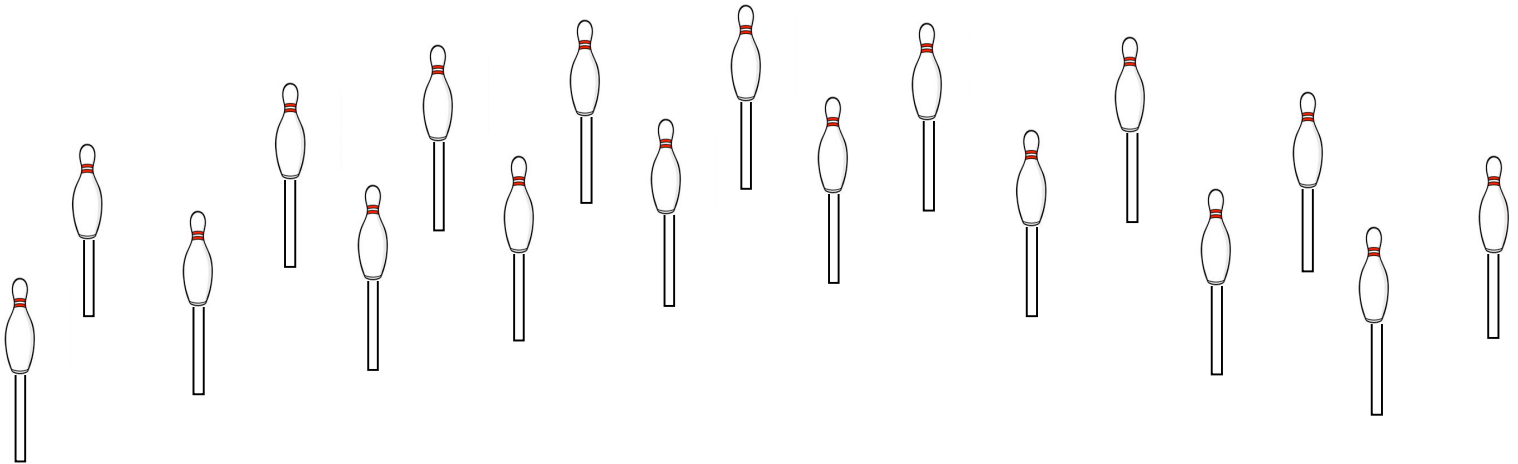
STAGE PROCEDURE

At signal, engage all Bowling Pins as they become visible from within Box A. **(Pins must fall to score).**

SCORING

SCORING: Comstock, 18 rounds, 90 points
TARGETS: 18 Bowling Pins
SCORED HITS: Pin Down = 1A
START-STOP: Audible-Last Shot
PENALTIES: Procedural -10
Miss -10

Pin 1-18



A

Stage 6