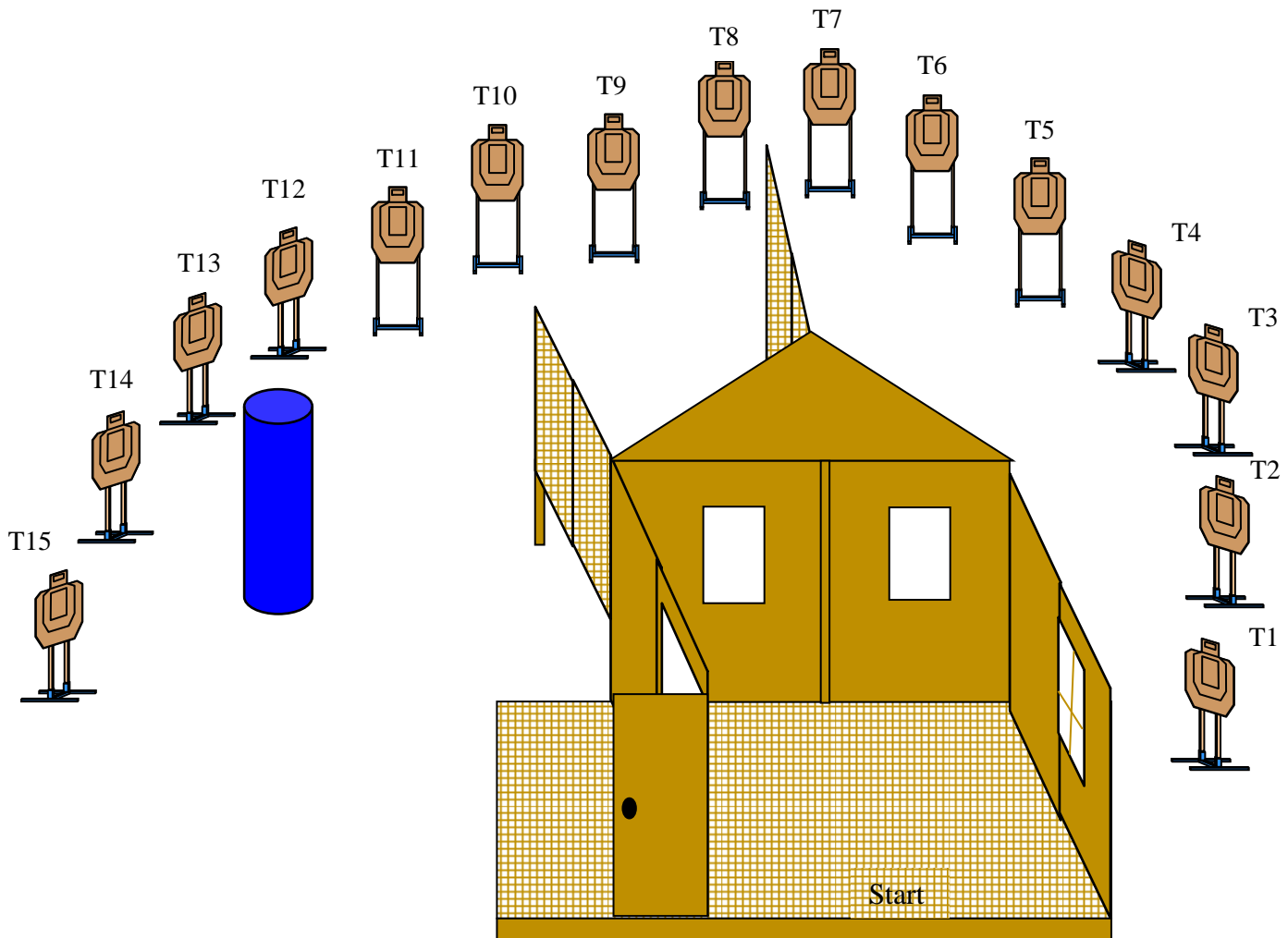




| | |
|---|----------------------|
| LIPSA | House Of Hose |
| Special Thanks: Mud fest in PA | |
| RULES: Practical Shooting Handbook, Latest Edition Course Designer: Michael Linsalata | |

START POSITION: Standing with heels on X's, hands relaxed at sides. Gun loaded and holstered.

| | |
|--|--|
| <p>STAGE PROCEDURE At signal, engage all targets as they become visible through windows and from porch.</p> | <p>SCORING SCORING: Comstock, 30 rounds, 150 points TARGETS: 15 IPSC SCORED HITS: Best 2 per IPSC START-STOP: Audible-Last Shot PENALTIES: Procedural -10 No-shoot hit -10 Miss -10</p> |
|--|--|



STAGE 1



LIPSA

Cowboy Hoizing

Special Thanks: Mud Fest in PA

RULES: Practical Shooting Handbook, Latest Edition **Course Designer:** Michael Linsalata

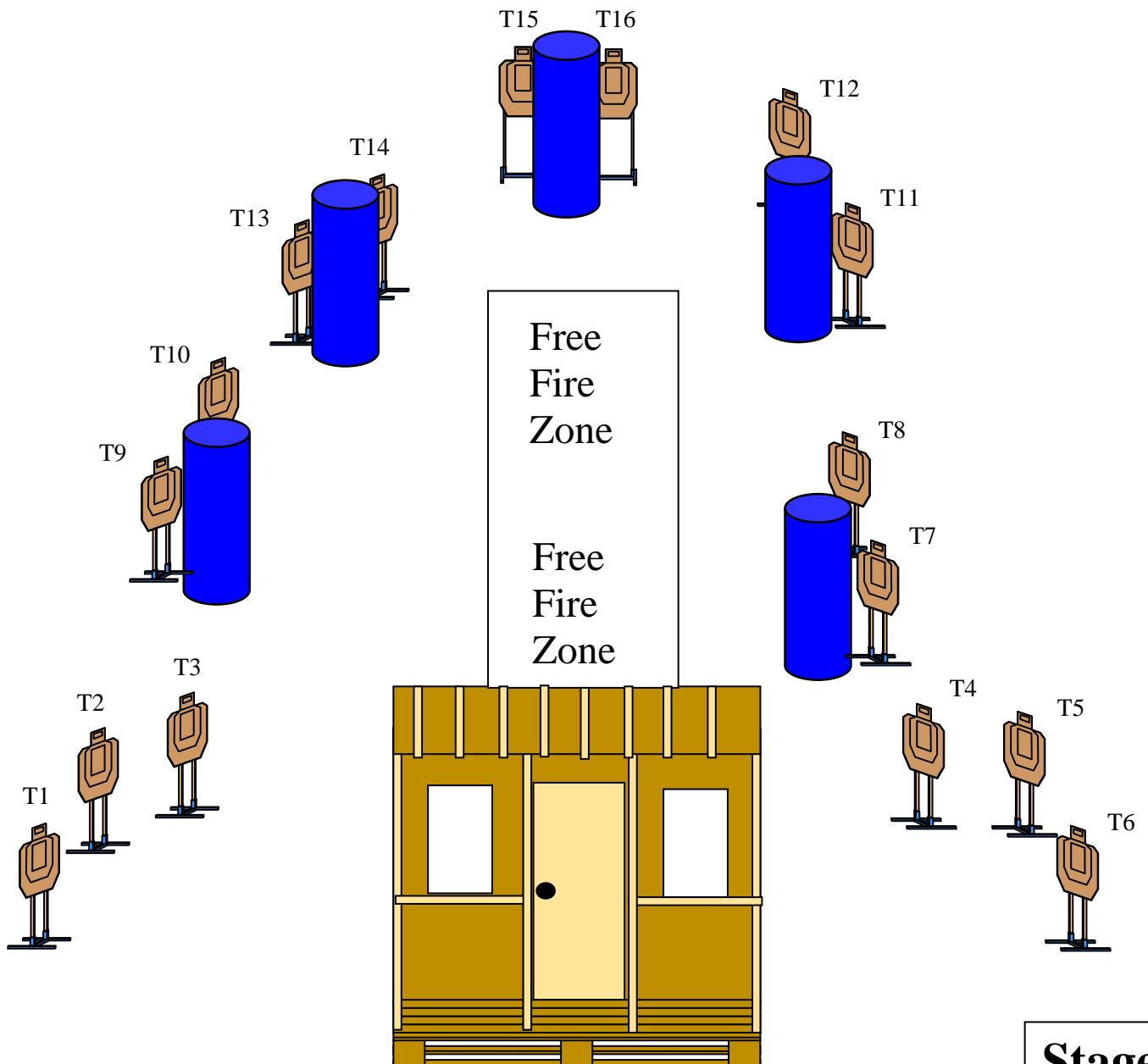
START POSITION: Standing ANYWHERE on porch, hands relaxed at sides. Gun loaded and holstered.

STAGE PROCEDURE

At signal, engage T1-T6 as they become visible from porch. Step through door into Free Fire Zone and engage T7-T16 as they become visible.

SCORING

SCORING: Comstock, 32 rounds, 160 points
TARGETS: 16 IPSC
SCORED HITS: Best 2 per IPSC
START-STOP: Audible-Last Shot
PENALTIES: Procedural -10
No-shoot hit -10
Miss -10



Stage 2



LIPSA

Hoizing Everywhere

Special Thanks: Mud Fest In PA

RULES: Practical Shooting Handbook, Latest Edition **Course Designer:** Michael Linsalata

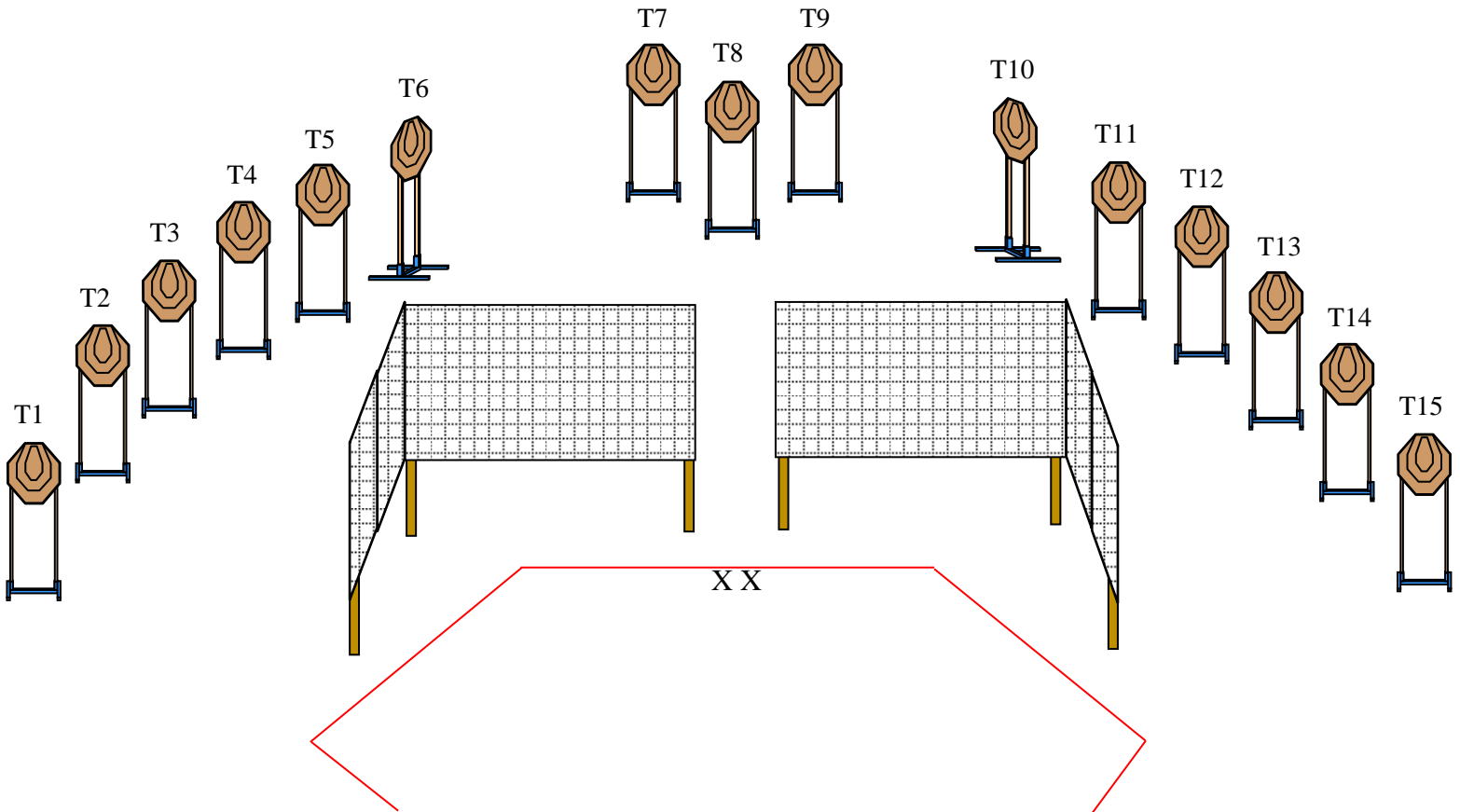
START POSITION: Standing with toes touching X's, hands relaxed at sides. Gun loaded and holstered.

STAGE PROCEDURE

At signal, engage all targets as they become visible from within the fault lines.

SCORING

SCORING: Comstock, 30 rounds, 150 points
TARGETS: 15 IPSC "Classic"
SCORED HITS: Best 2 per IPSC
START-STOP: Audible-Last Shot
PENALTIES: Procedural -10
No-shoot hit -10
Miss -10



Stage 3



LIPSA

Either Way a Hoz, Hoz

Special Thanks: Mud Fest In PA

RULES: Practical Shooting Handbook, Latest Edition **Course Designer:** Michael Linsalata

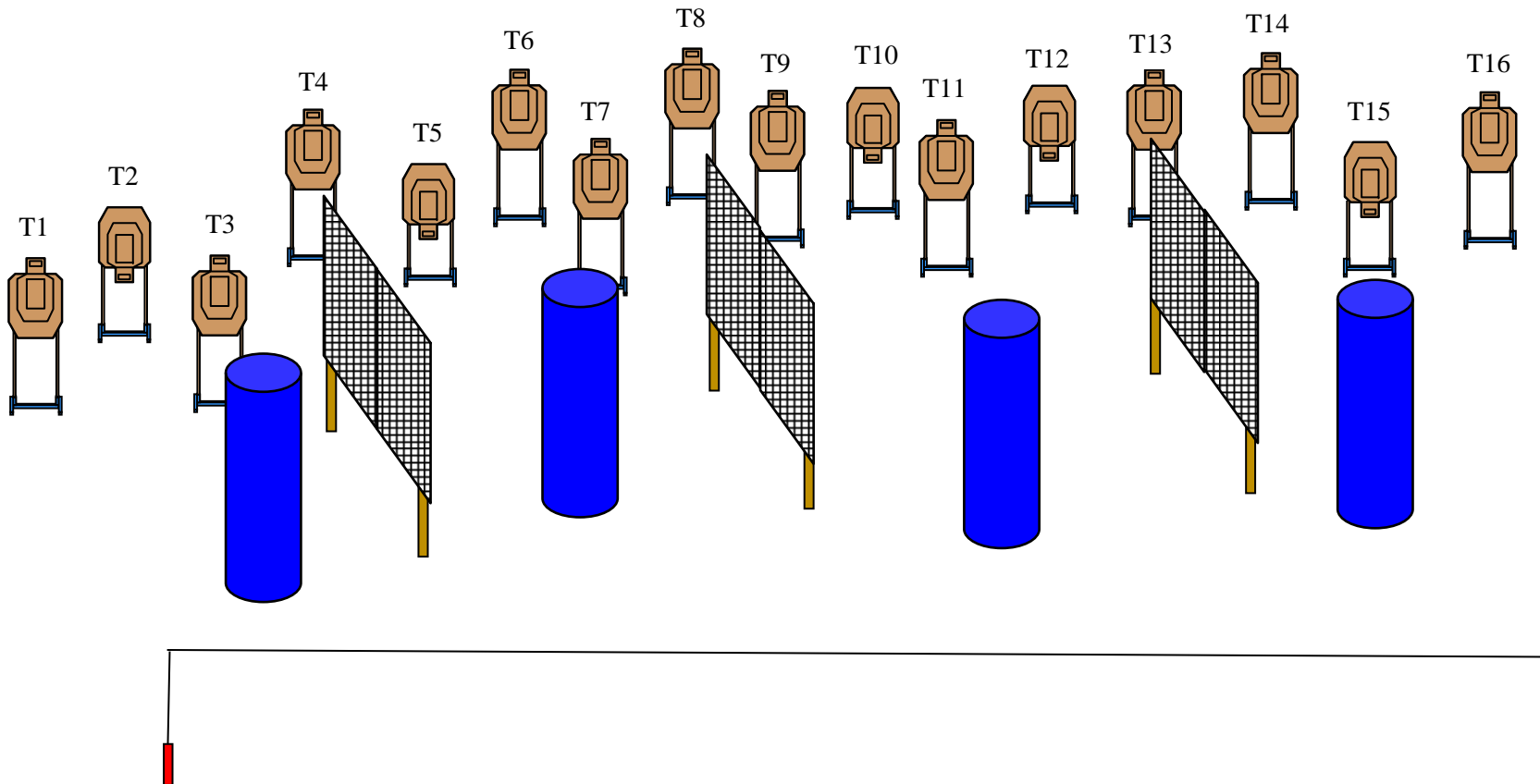
START POSITION: Standing with outside foot touching **RED** mark, hands relaxed at sides.
Gun loaded and holstered. **(You can start on either side).**

STAGE PROCEDURE

At signal, engage all targets as they become visible from within the fault lines.

SCORING

| | |
|---------------------|---------------------------------|
| SCORING: | Comstock, 32 rounds, 160 points |
| TARGETS: | 16 IPSC |
| SCORED HITS: | Best 2 per IPSC |
| START-STOP: | Audible-Last Shot |
| PENALTIES: | Procedural -10 |
| | No-shoot hit -10 |
| | Miss -10 |



Stage 4



CM 09-14

Eye Of The Tiger

RULES: USPSA Handgun Competition Rules, current edition **COURSE DESIGNER:** Russell Cluver

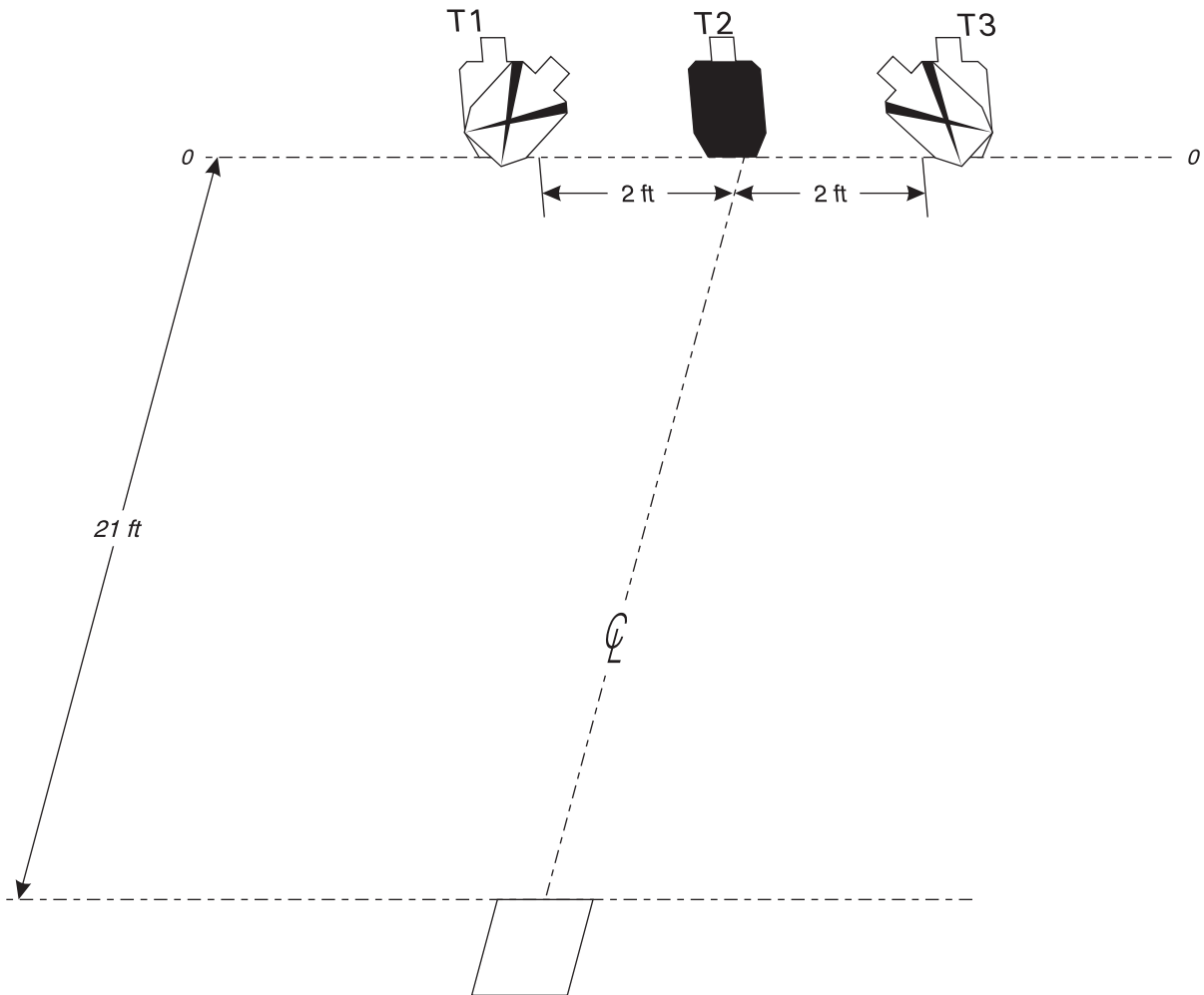
START POSITION: Standing in shooting area facing directly uprange, toes against the back of the box, hands relaxed at sides. Handgun is loaded and holstered as per ready condition in rule 8.1.1 and 8.1.2.

STAGE PROCEDURE

On signal, turn, then draw and engage targets with only two rounds each from the shooting area.

SCORING

SCORING: Virginia Count, 6 rounds, 30 points
TARGETS: 3 Metric
SCORED HITS: Best 2/paper
START - STOP: Audible - Last shot
PENALTIES: Per current edition of USPSA Handgun Competition Rules



SETUP NOTES: Set paper targets to 5 feet high at shoulders. Shooting box is 3 feet by 3 feet. No-shoots are angled at 45 degrees to shoot targets. Overlay the top shoulder point of the no-shoots with the top shoulder-



der point of each target. The 45-degree shoulder angle should be parallel with the top horizontal edge of each target.



LIPSA

Stacked Turtles

Special Thanks:

RULES: Practical Shooting Handbook, Latest Edition **Course Designer: Michael Linsalata**

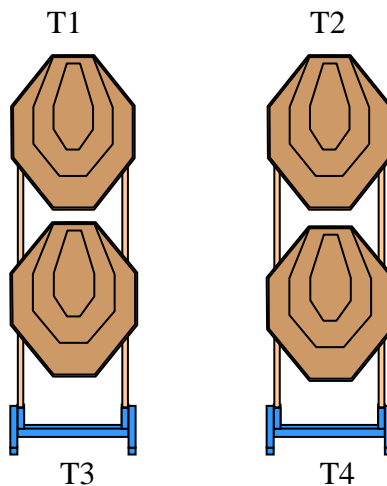
START POSITION: Standing in Box A, hands relaxed at sides. Gun loaded and holstered.

STAGE PROCEDURE

At signal, engage T1-T4 with 2 rounds each.
Perform a mandatory reload and re-engage T1-T4
with 2 rounds each.

SCORING

SCORING: Comstock, 16 rounds, 80 points
TARGETS: 4 IPSC "Classic"
SCORED HITS: Best 4 per IPSC
START-STOP: Audible-Last Shot
PENALTIES: Procedural -10
No-shoot hit -10
Miss -10



A

Stage 6
(Pit 5)