



# LIPSA 22 Match

# Wallz 2 Wallz

Special Thanks: Rick Esposito

RULES: Practical Shooting Handbook, Latest Edition Course Designer: Michael Linsalata, Jim Byrne

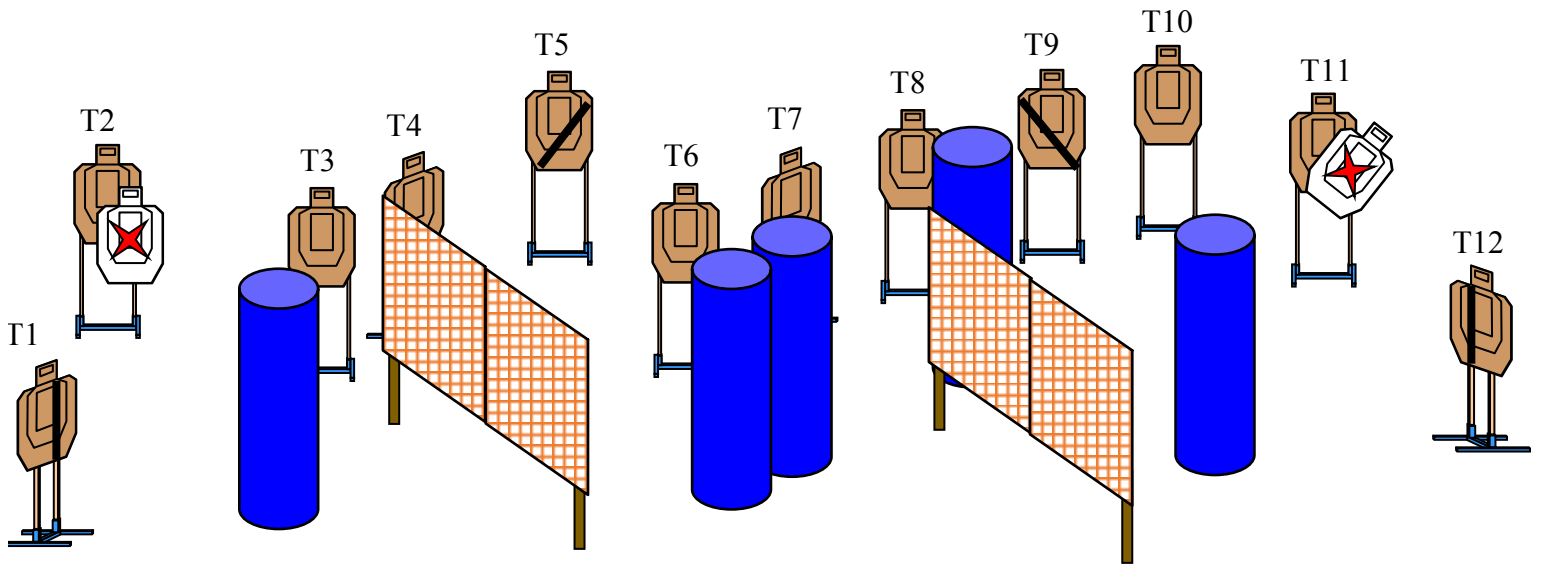
**START POSITION:** Standing with toes touching X's on either side. Gun held at Low Ready.

### STAGE PROCEDURE

At signal, step into Free Fire Zone, then engage all targets as they become visible from within the fault lines.

### SCORING

**SCORING:** Comstock, 24 rounds, 120 points  
**TARGETS:** 12 IPSC  
**SCORED HITS:** Best 2 per IPSC  
**START-STOP:** Audible-Last Shot  
**PENALTIES:** Procedural -10  
 No-shoot hit -10  
 Miss -10



-----Free Fire Zone-----  
 XX XX

**Stage 1**  
**(Pit 4)**



## LIPSA 22 Match

# Summer Pins

Special Thanks: Spanky

RULES: Practical Shooting Handbook, Latest Edition Course Designer: Michael Linsalata, Jim Byrne

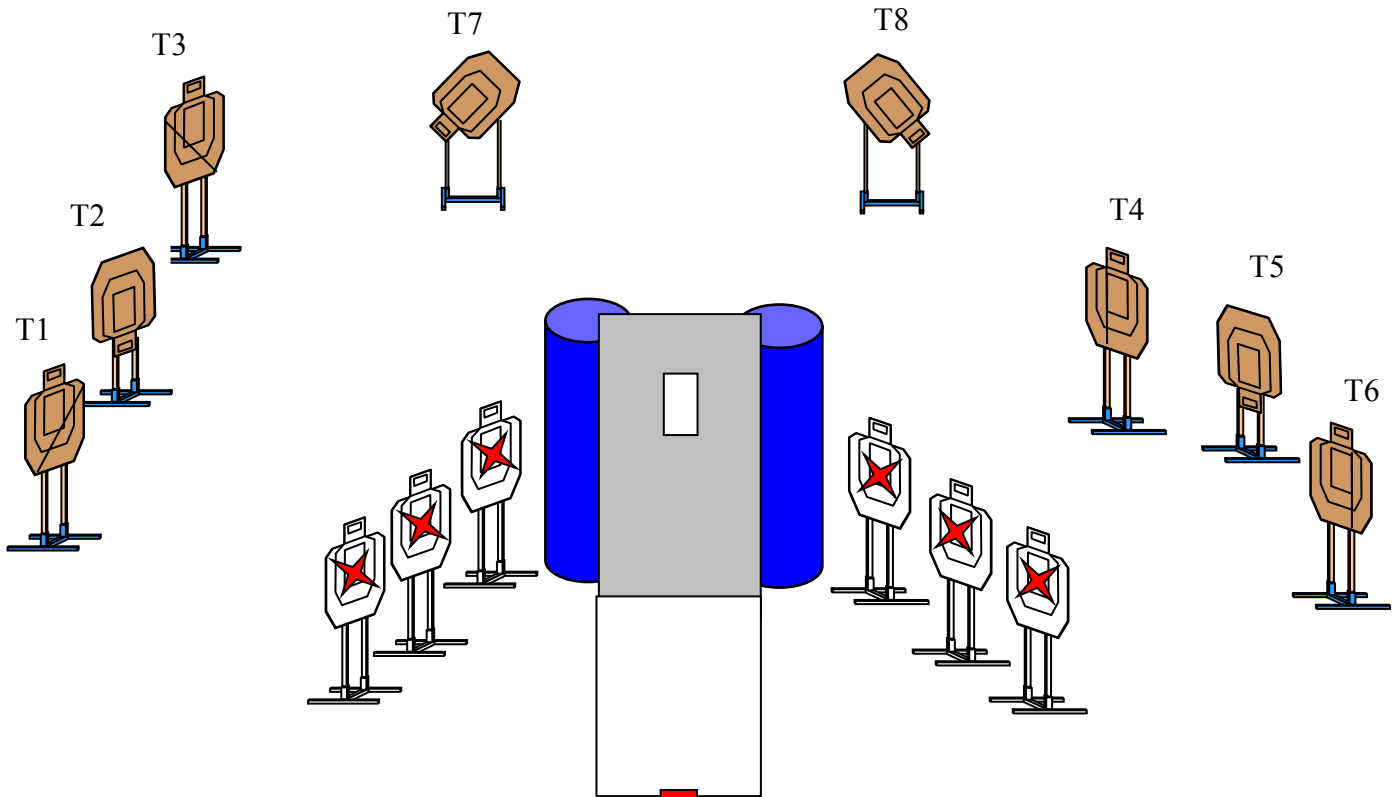
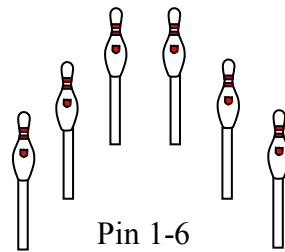
**START POSITION:** Standing with heels touching red line, gun held at Low Ready.

### STAGE PROCEDURE

At signal, engage all targets and Pins as they become visible from within the fault lines.

### SCORING

**SCORING:** Comstock, 22 rounds, 110 points  
**TARGETS:** 8 IPSC, 6 Pins  
**SCORED HITS:** Best 2 per IPSC, Pin Down = 1A  
**START-STOP:** Audible-Last Shot  
**PENALTIES:** Procedural -10  
No-shoot hit -10  
Miss -10



**Stage 2**  
**(Pit 5)**



# LIPSA 22 Match

# Table Stakes

Special Thanks: Freeport 2008

RULES: Practical Shooting Handbook, Latest Edition Course Designer: Michael Linsalata, Jim Byrne

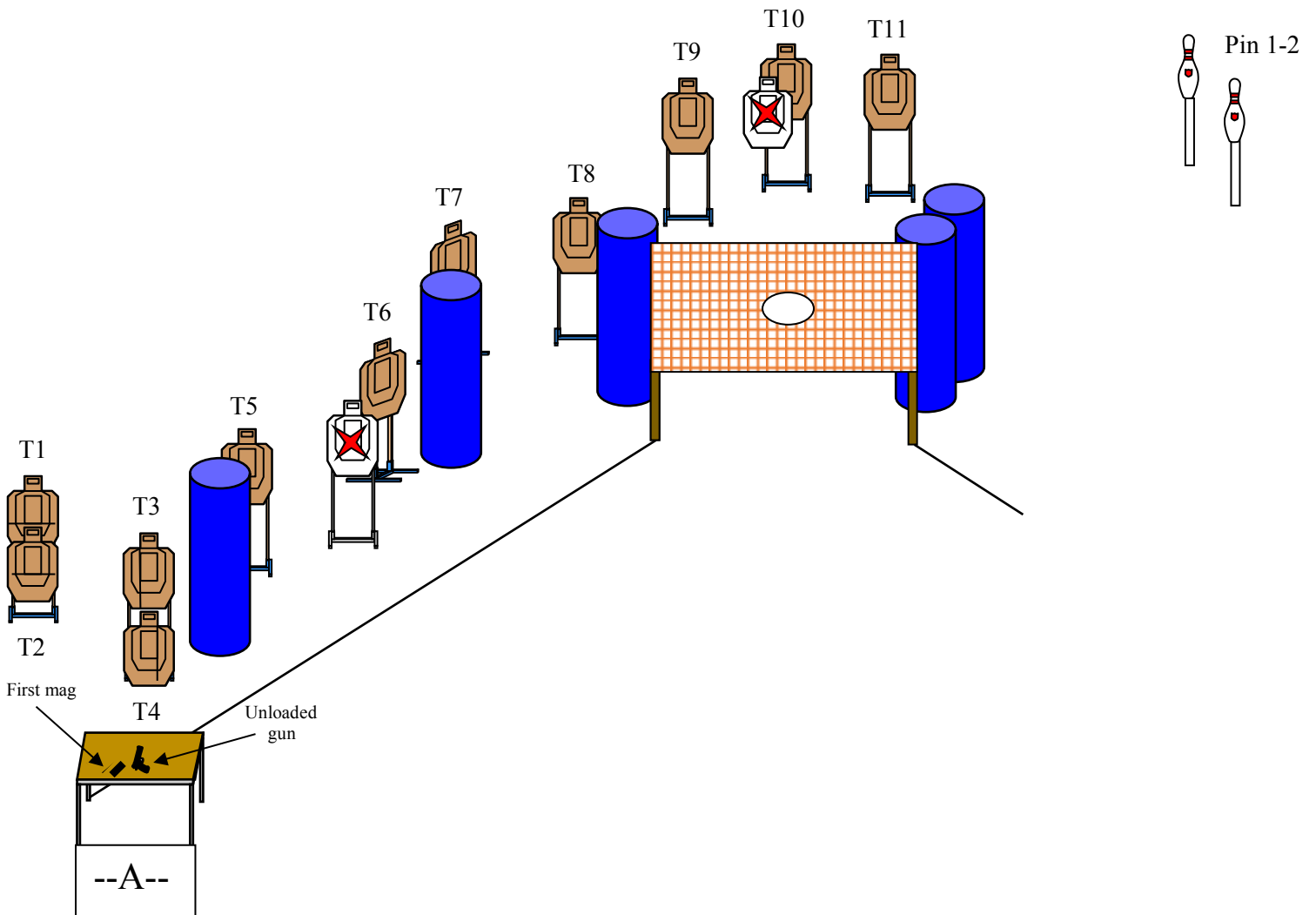
**START POSITION:** Standing in Box A with wrists above shoulders. Unloaded gun and first mag on table.

### STAGE PROCEDURE

At signal, pick up and load gun with mag from table, then engage T1-T4 from Box A. Step out of Box A and engage all other targets and Pins as they become visible from behind the fault lines.

### SCORING

**SCORING:** Comstock, 24 rounds, 120 points  
**TARGETS:** 10 IPSC, 2 Pin  
**SCORED HITS:** Best 2 per IPSC, Pin down=1A  
**START-STOP:** Audible-Last Shot  
**PENALTIES:** Procedural -10  
 No-shoot hit -10  
 Miss -10



**Stage 3**  
**(Pit 6)**

# LIPSA 22 Match

# Turtle Funnel 2

**RULES:** Practical Shooting Handbook, Latest Edition **Course Designer:** Michael Linsalata, Jim Byrne

**Special Thanks:** Turtles and Funnels

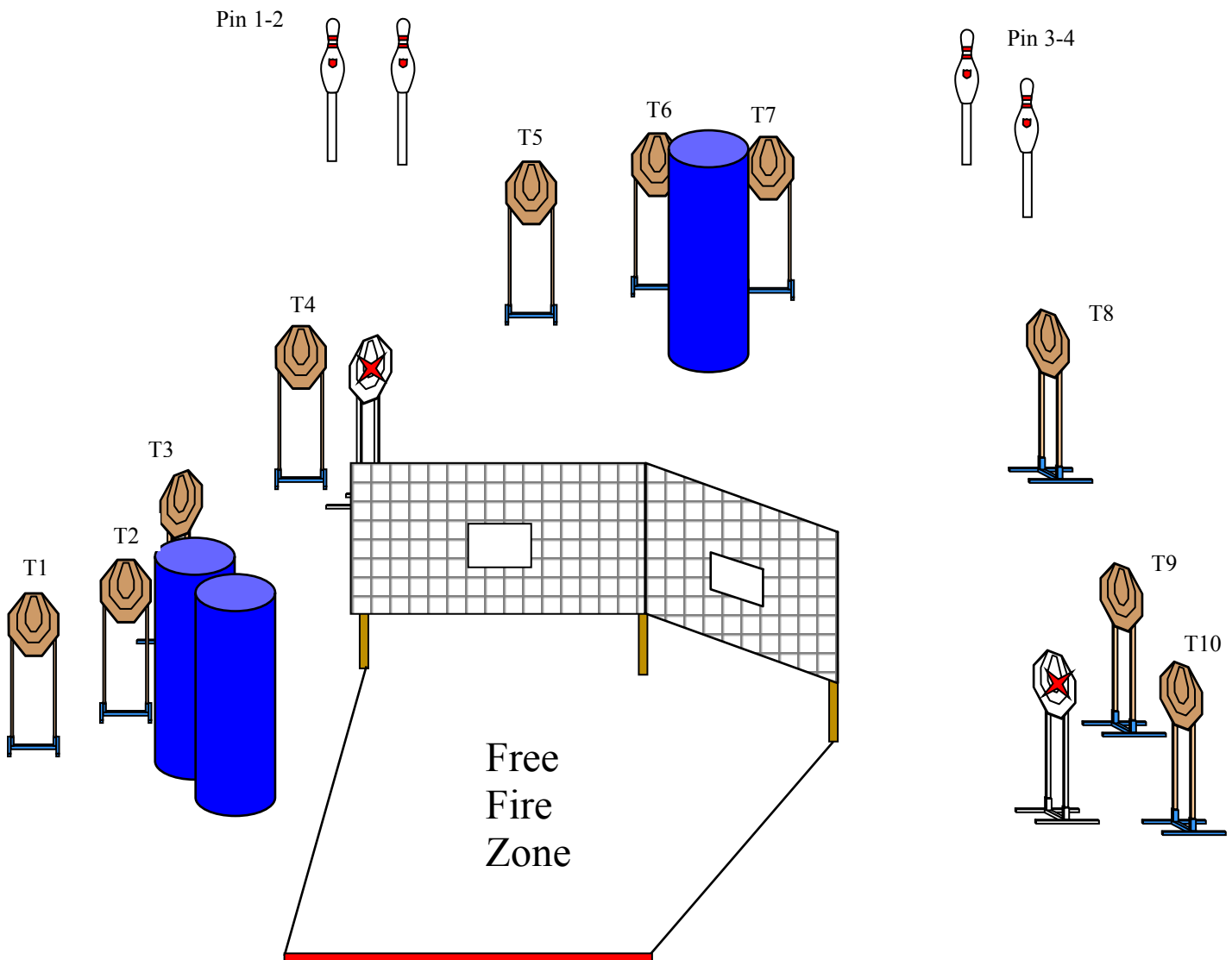
**START POSITION:** Standing with heels touching anywhere on **RED** fault line. Holding gun at Low Ready.

### STAGE PROCEDURE

At signal, engage all turtles and Pins as they become visible from within the fault lines.

### SCORING

**SCORING:** Comstock, 24 rounds, 120 points  
**TARGETS:** 10 IPSC "Classic", 4 Pins  
**SCORED HITS:** Best 2 per IPSC, Pin down=1A  
**START-STOP:** Audible-Last Shot  
**PENALTIES:** Procedural -10  
No-shoot hit -10  
Miss -10



**Stage 4**  
**(Pit 7)**



# LIPSA 22 Match

# Very PINteresting

Special Thanks:

RULES: Practical Shooting Handbook, Latest Edition Course Designer: Michael Linsalata, Jim Byrne

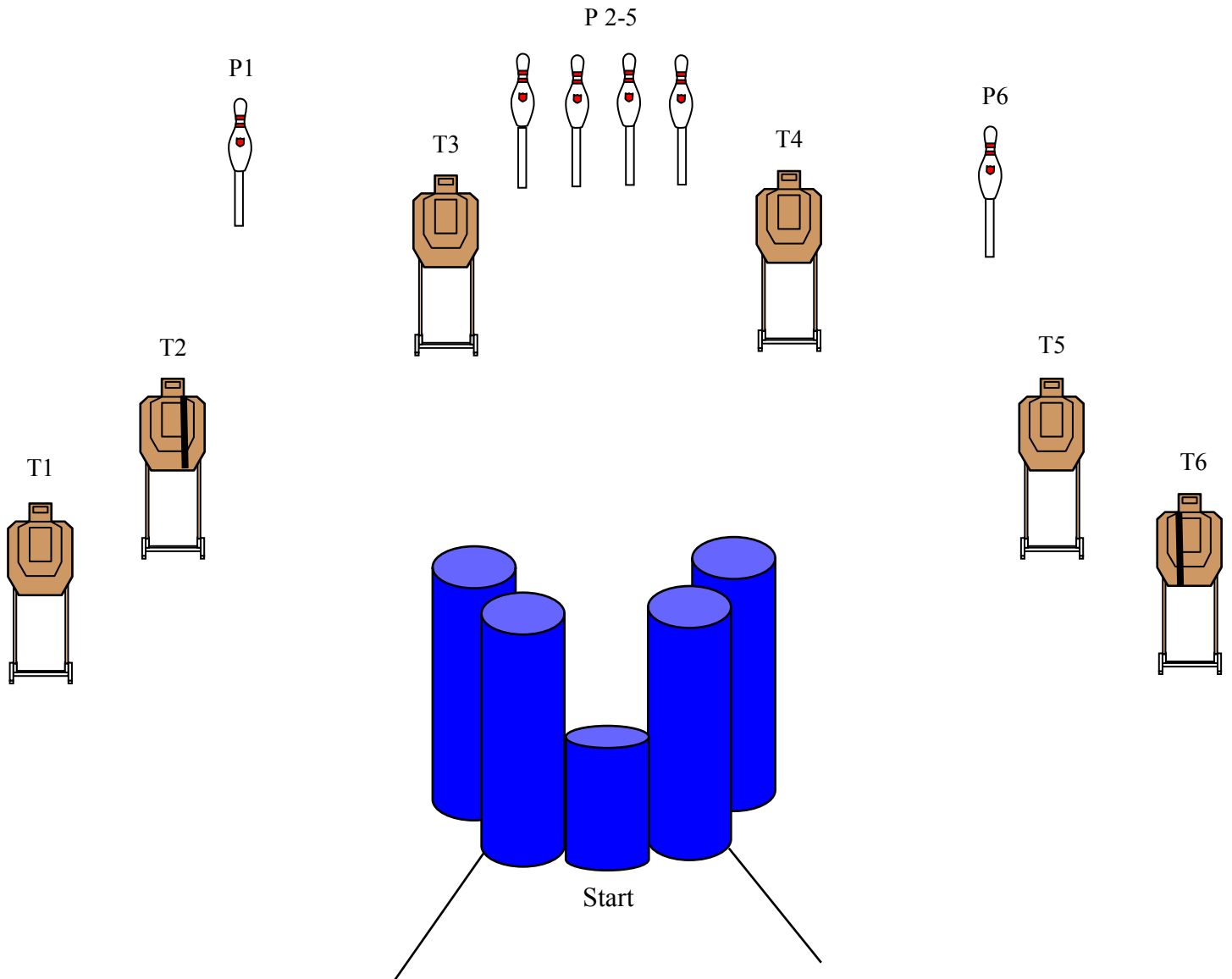
**START POSITION:** Standing in between barrels. Gun held at Low Ready.

### STAGE PROCEDURE

At signal, engage all targets and pins as they become visible from within the fault lines.

### SCORING

**SCORING:** Comstock, 18 rounds, 90 points  
**TARGETS:** 6 IPSC, 6 Pins  
**SCORED HITS:** Best 2 per IPSC, Pin Down = 1A  
**START-STOP:** Audible-Last Shot  
**PENALTIES:** Procedural -10  
 No-shoot hit -10  
 Miss -10



**Stage 5**  
**(S Pit 1)**



# LIPSA 22 Match

# North Perimeter Star

RULES: Practical Shooting Handbook, Latest Edition Course Designer: Michael Linsalata, Jim Byrne

**START POSITION:** Standing anywhere in FFZ, holding gun at Low Ready.

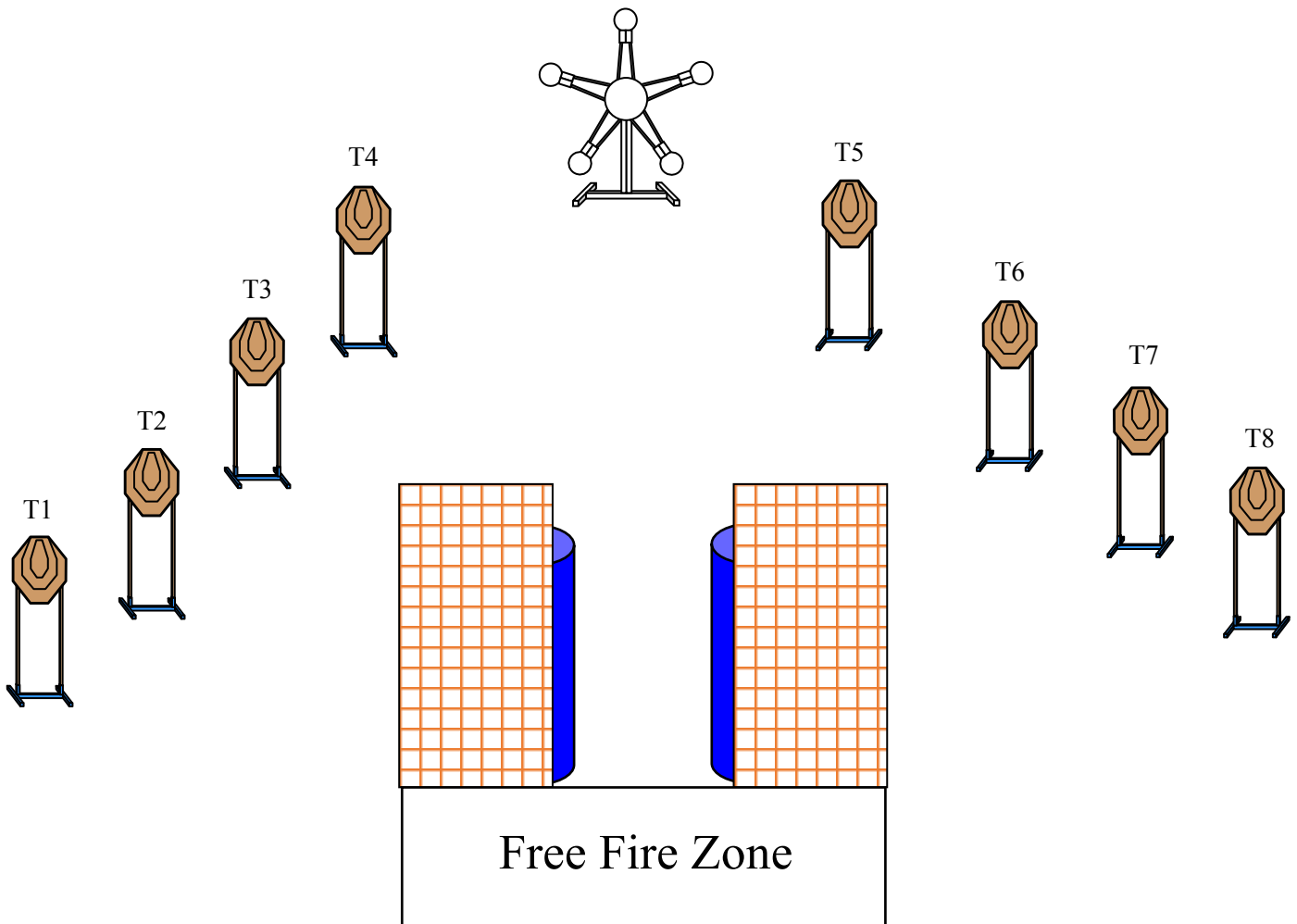
### STAGE PROCEDURE

At signal, engage all targets and steel as they become visible from within the fault lines.

### SCORING

**SCORING:** Comstock, 21 rounds, 105 points  
**TARGETS:** 8 IPSC "Classic", 5 plates  
**SCORED HITS:** Best 2 per IPSC, Steel Down = 1A  
**START-STOP:** Audible-Last Shot  
**PENALTIES:** Procedural -10  
No-shoot hit -10  
Miss -10

P 1-5



**Stage 6**  
**(S Pit 2)**