

Tactical Rifle



LIPSA

Hard Lovin'

RULES: Practical Shooting Handbook, Latest Edition **Course Designer:** Michael Linsalata, Jeff Paulsen

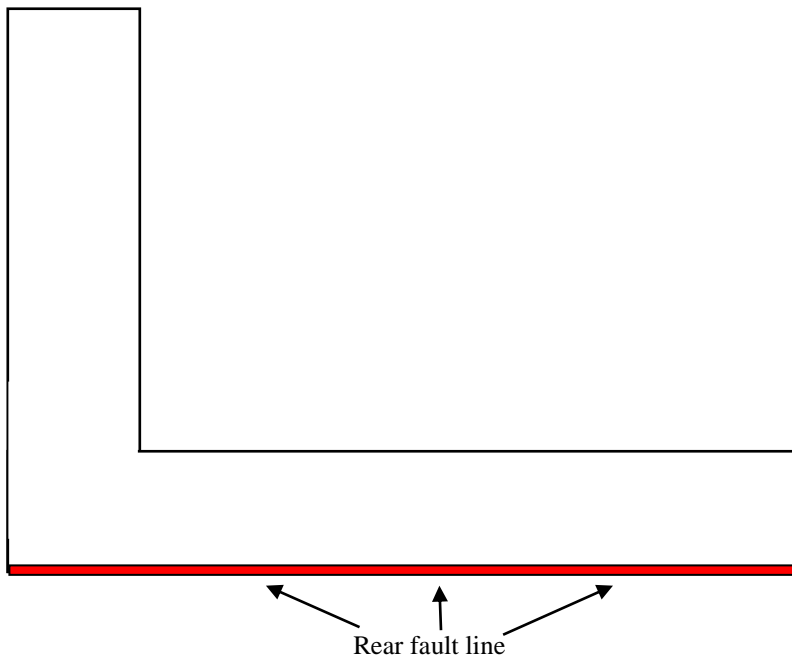
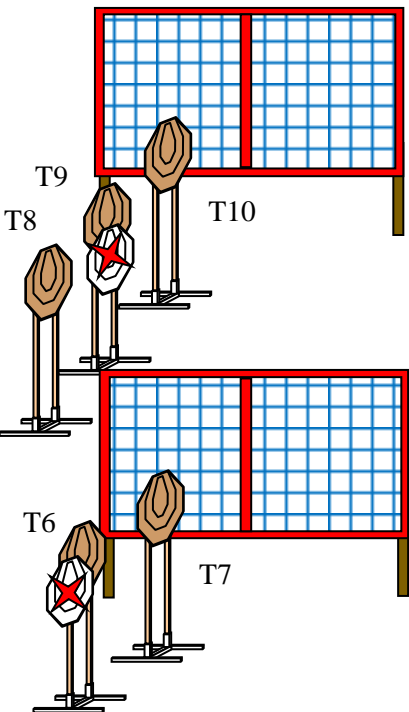
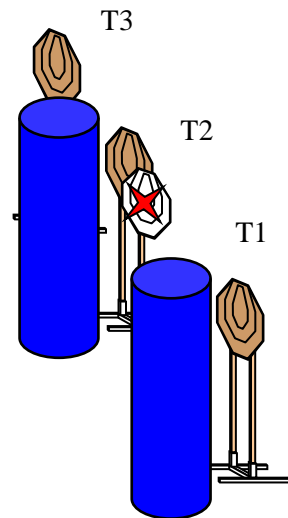
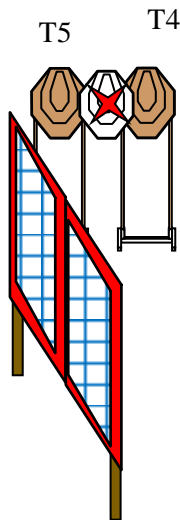
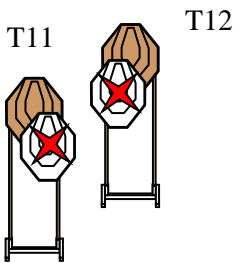
START POSITION: Standing with toes touching anywhere on rear fault line. Gun loaded. Safety on. Held at Low Ready.

STAGE PROCEDURE

At signal, step into Free Fire Zone, then engage all targets as they become visible from within the fault lines.

SCORING

SCORING: Comstock, 24 rounds, 120 points
TARGETS: 12 IPSC
SCORED HITS: Best 2 per IPSC
START-STOP: Audible-Last Shot
PENALTIES: Procedural -10
No-shoot hit -10
Miss -10



Stage 1

Tactical Rifle



LIPSA

Breaking Bad

RULES: Practical Shooting Handbook, Latest Edition **COURSE DESIGNER:** Michael Linsalata, Jeff Paulsen

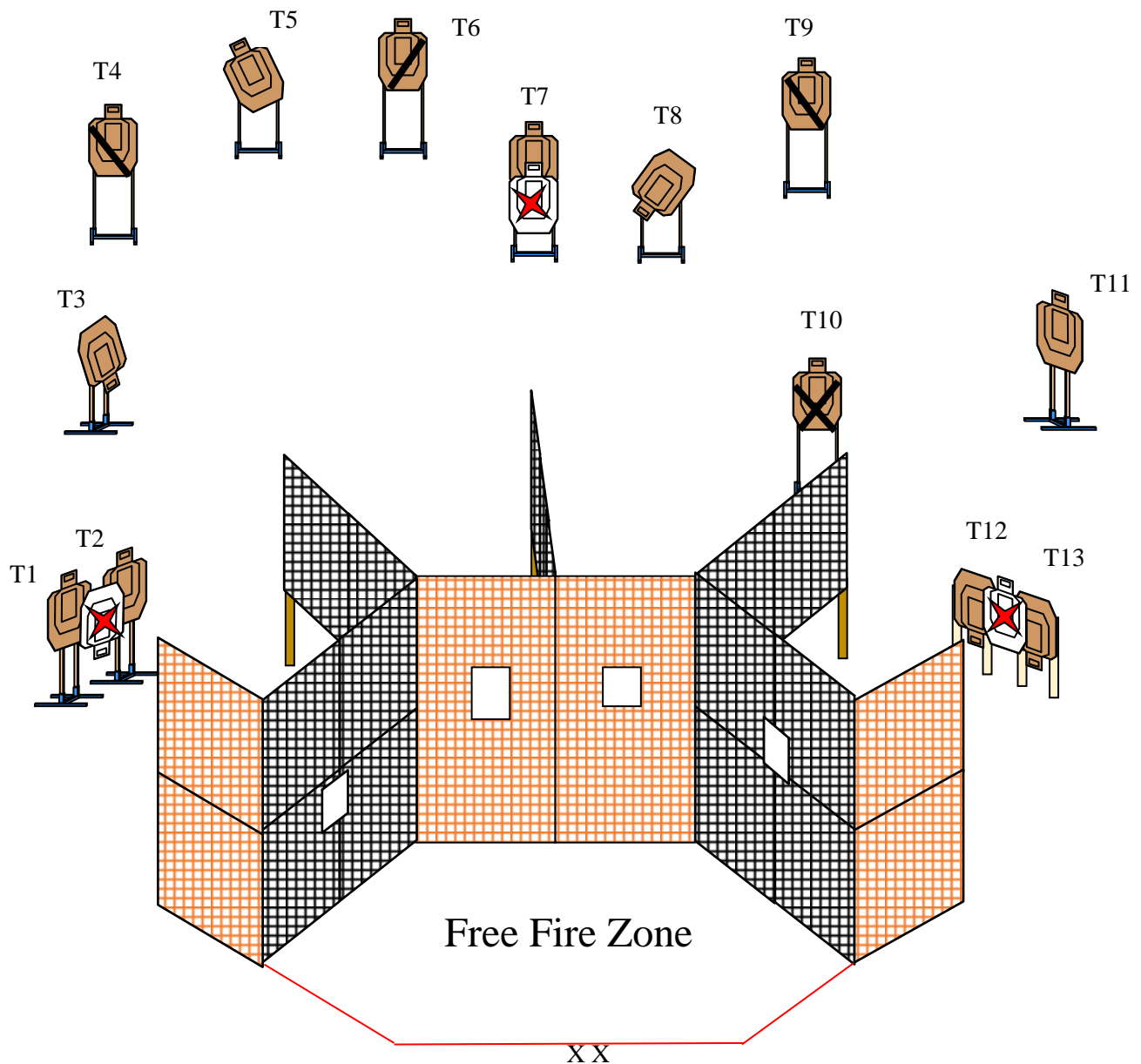
START POSITION: Standing with Toes touching X's. Gun loaded. Safety on. Held at Low Ready.

STAGE PROCEDURE

At signal, step into Free Fire Zone and engage all targets as they become visible from within the fault lines.

SCORING

SCORING: Comstock, 26 rounds, 130 points
TARGETS: 13 IPSC
SCORED HITS: Best 2 per IPSC
START-STOP: Audible-Last Shot
PENALTIES: Procedural -10
 No-shoot hit -10
 Miss -10



Stage 2

Tactical Rifle



LIPSA

Warped Time

Special Thanks: CRO Course

RULES: Practical Shooting Handbook, Latest Edition Course Designer: Michael Linsalata, Jeff Paulsen

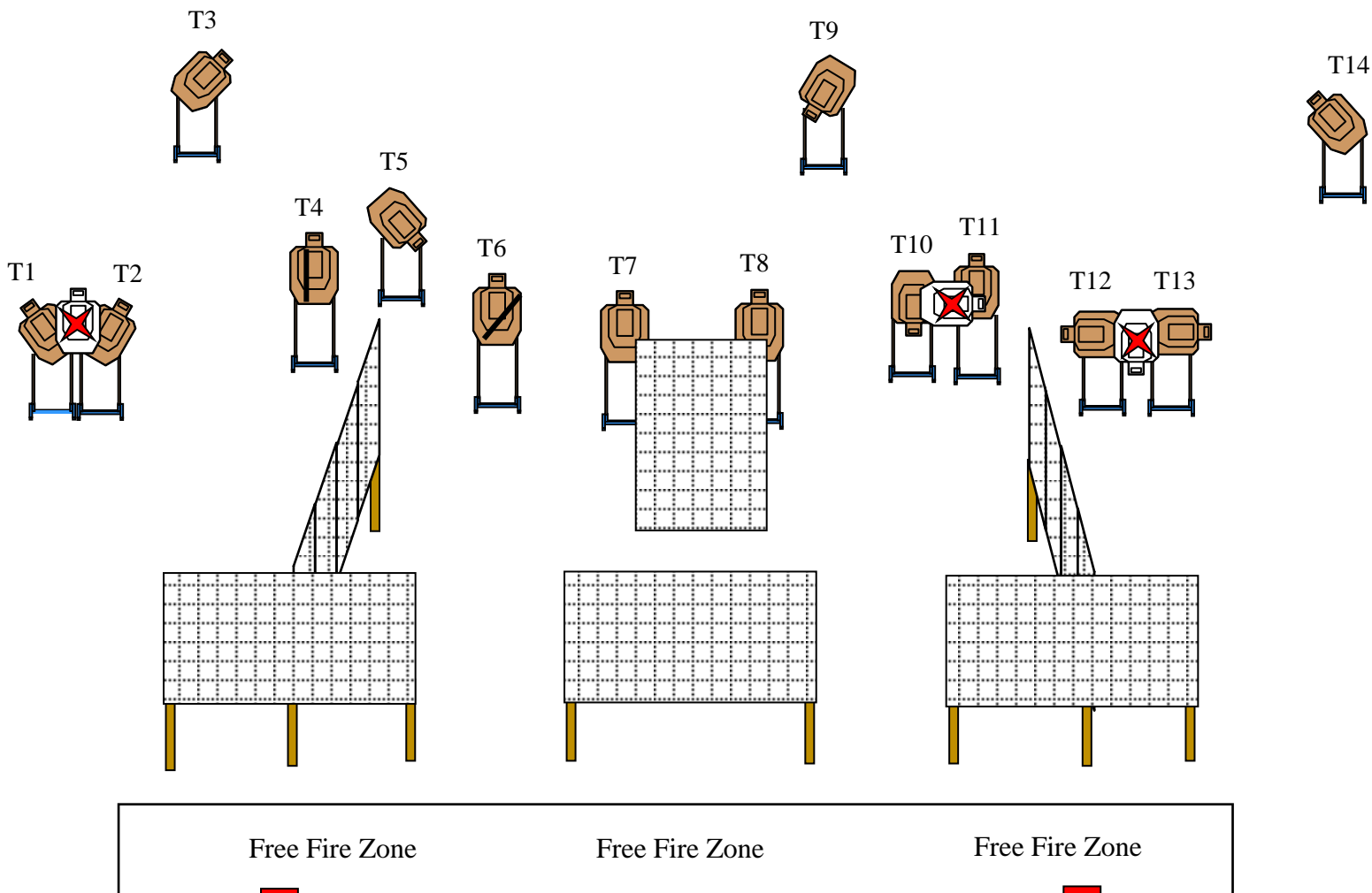
START POSITION: Standing with heels touching **RED** mark on either side. Gun loaded. Safety on. Held at Low Ready

STAGE PROCEDURE

At signal, engage all targets as they become visible from within the fault lines.

SCORING

SCORING: Comstock, 28 rounds, 140 points
TARGETS: 14 IPSC
SCORED HITS: Best 2 per IPSC
START-STOP: Audible-Last Shot
PENALTIES: Procedural -10
 No-shoot hit -10
 Miss -10



Tactical Rifle



LIPSA

No Swingers Here

RULES: Practical Shooting Handbook, Latest Edition **Course Designer:** Michael Linsalata, Jeff Paulsen

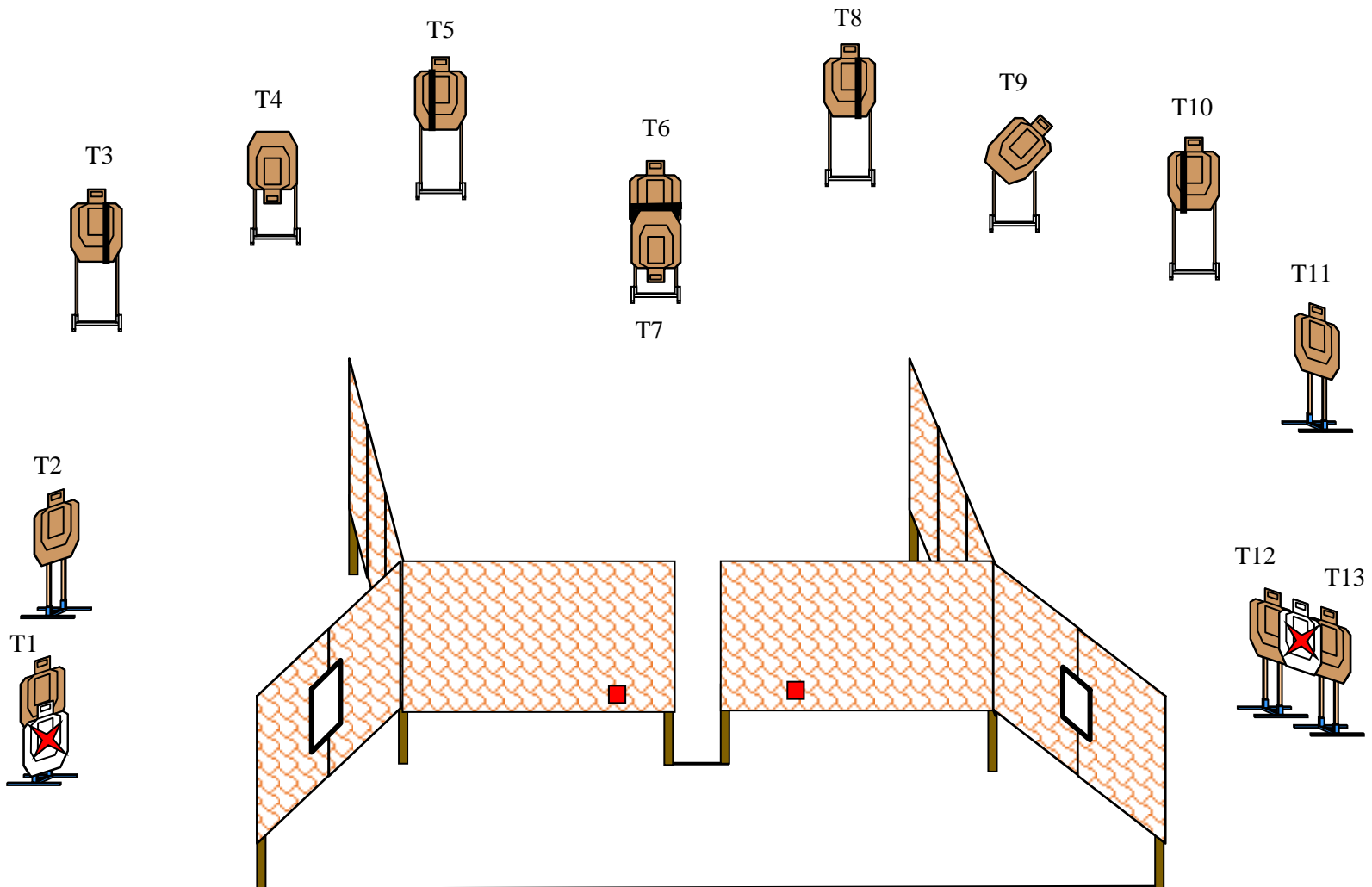
START POSITION: Rifle start is gun loaded. Safety on. Muzzle touching Mark on wall.
(Can be on either side).

STAGE PROCEDURE

At signal, engage all targets as they become visible from within the fault lines.

SCORING

SCORING: Comstock, 26 rounds, 130 points
TARGETS: 13 IPSC
SCORED HITS: Best 2 per IPSC
START-STOP: Audible-Last Shot
PENALTIES: Procedural -10
No-shoot hit -10
Miss -10



Stage 4

Tactical Rifle



LIPSA

Tac City II

RULES: Practical Shooting Handbook, Latest Edition **Course Designer:** Michael Linsalata, Jeff Paulsen

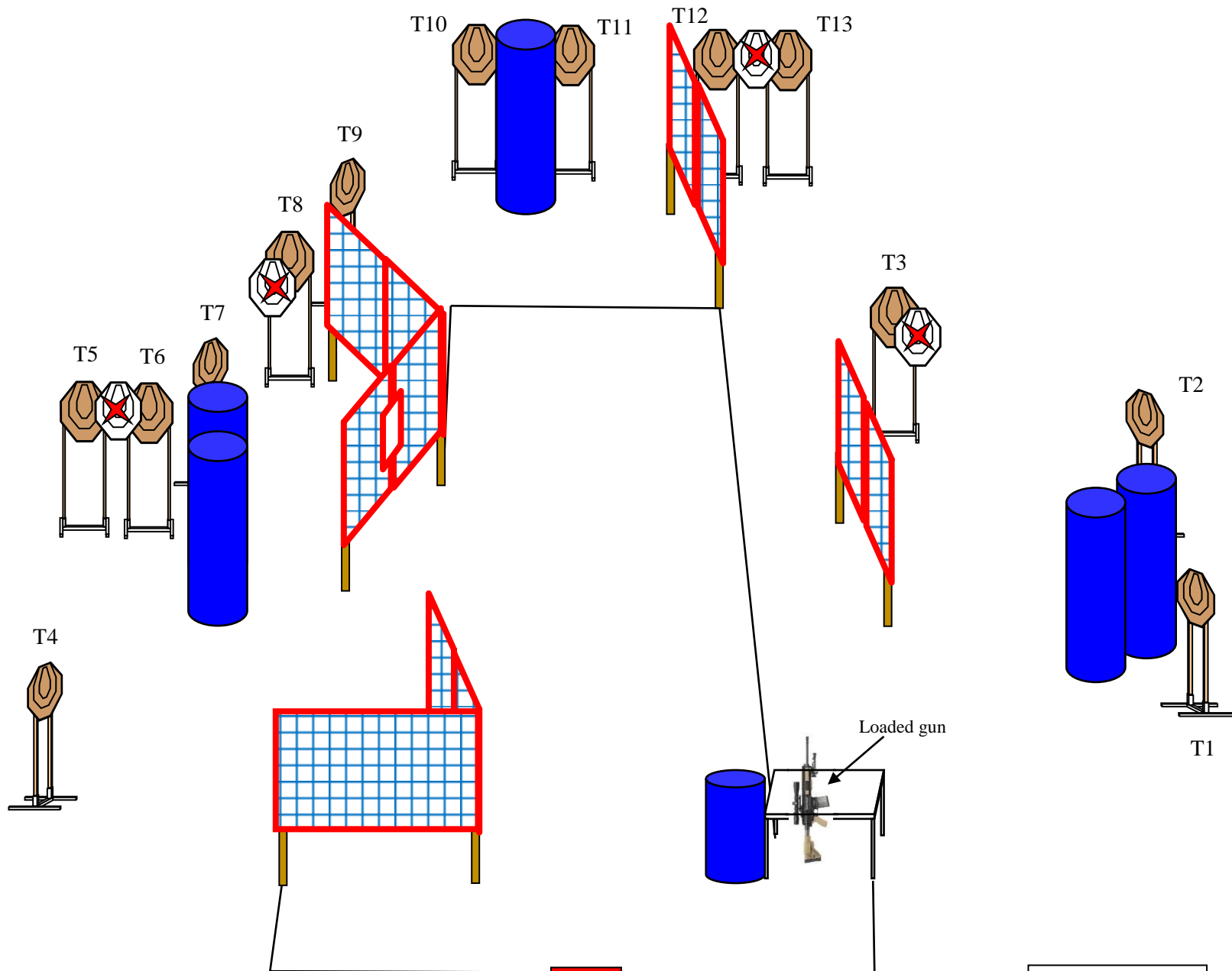
START POSITION: Standing with heels touching **RED** mark. Hands relaxed at sides. Loaded gun is on table. Safety on. Pointing down range.

STAGE PROCEDURE

At signal, retrieve loaded gun from table, then engage all targets as they become visible from within the fault lines. **Extra mags should be carried on person.**

SCORING

SCORING: Comstock, 26 rounds, 130 points
TARGETS: 13 IPSC
SCORED HITS: Best 2 per IPSC
START-STOP: Audible-Last Shot
PENALTIES: Procedural -10
No-shoot hit -10
Miss -10



Stage 5

Tactical Rifle



LIPSA

1x100

RULES: Practical Shooting Handbook, Latest Edition **Course Designer:** Michael Linsalata, Jeff Paulsen

START POSITION: Standing in either Box A or Box B. Gun loaded. Safety on. Held at Low Ready.

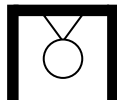
STAGE PROCEDURE

At signal, engage T1-T6 and P1-3 from either Box. Advance to other Box and re-engage T1-T6 and P1-3. **Targets and steel may be engaged in any order.**

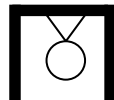
SCORING

SCORING: Comstock, 18 rounds, 90 points
TARGETS: 6 IPSC
SCORED HITS: Best 2 per IPSC, Hit on steel= 1A
START-STOP: Audible-Last Shot
PENALTIES: Procedural -10
No-shoot hit -10
Miss -10

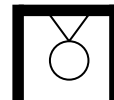
P1



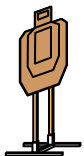
P2



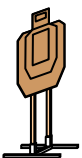
P3



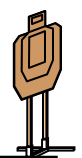
T3



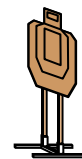
T2



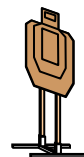
T1



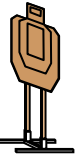
T4



T5



T6



A

B

Stage 6
(100 yard)