



Knockdown Steel

LIPSA “Planks a lot”!

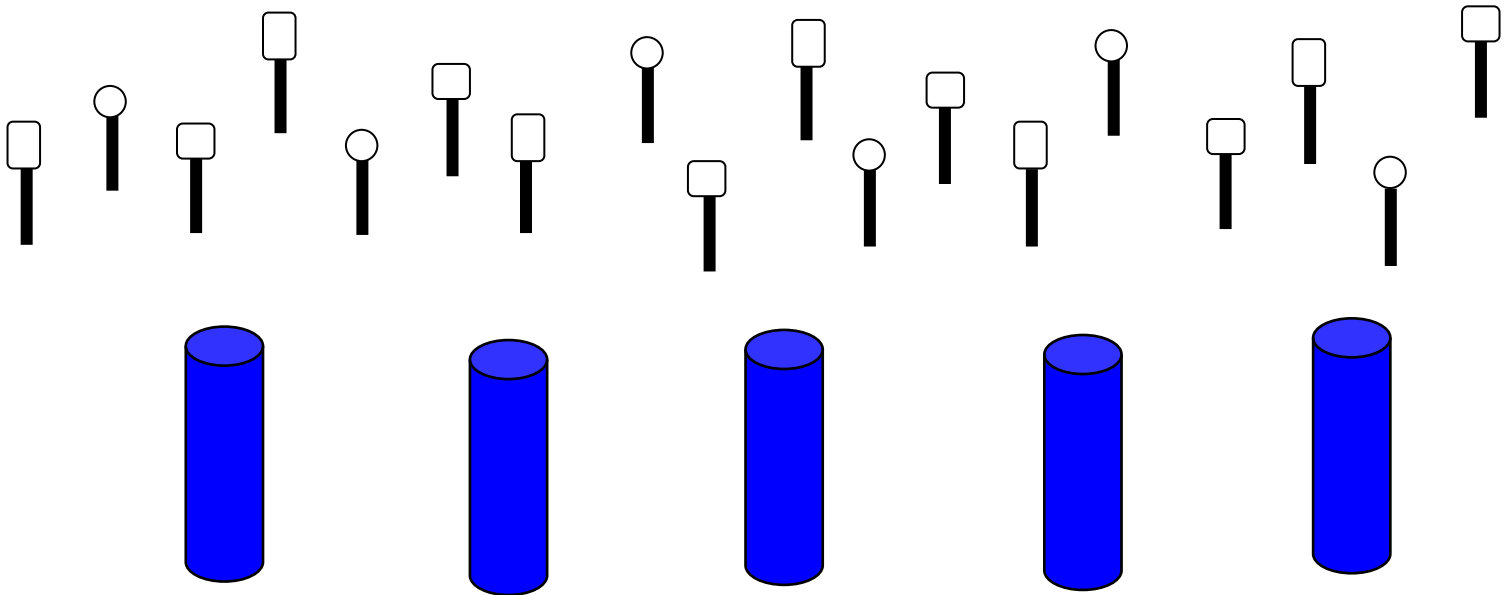
RULES: Practical Shooting Handbook, Latest Edition **Course Designer:** Michael Linsalata

START POSITION: Standing to either left or right of planks, hands relaxed at sides. Gun loaded and holstered.

STAGE PROCEDURE
At signal, step on planks and engage all steel.
(All shots must be fired from on top of planks).

SCORING
SCORING: Comstock, 18 rounds, 90 points
TARGETS: 18 pieces of steel
SCORED HITS: Steel Down = 1A
START-STOP: Audible-Last Shot
PENALTIES: Procedural -10
No-shoot hit -10
Miss -10

P 1-P18



Start Start

Stage 1
(Pit 4)



Knockdown Steel

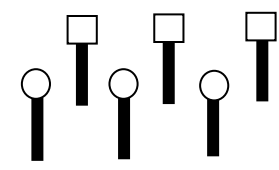
LIPSA Boxed Steel

RULES: Practical Shooting Handbook, Latest Edition **Course Designer:** Michael Linsalata

START POSITION: Standing in Box A, hands relaxed at sides. Gun loaded and holstered.

STAGE PROCEDURE	SCORING
At signal, engage S1-S6 from Box A. Advance to Box B and engage S7-S12. Advance to Box C and engage S13-S18. (Steel must fall to score).	SCORING: Comstock, 18 rounds, 90 points TARGETS: 18 pieces of steel SCORED HITS: Steel Down = 1A START-STOP: Audible-Last Shot PENALTIES: Procedural -10 No-shoot hit -10 Miss -10

S 13-18

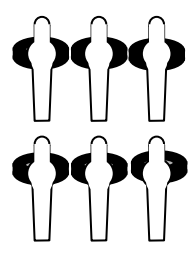


S 7-12



C

S 1-6



B

A

Stage 2
(Pit 5)



Knockdown Steel

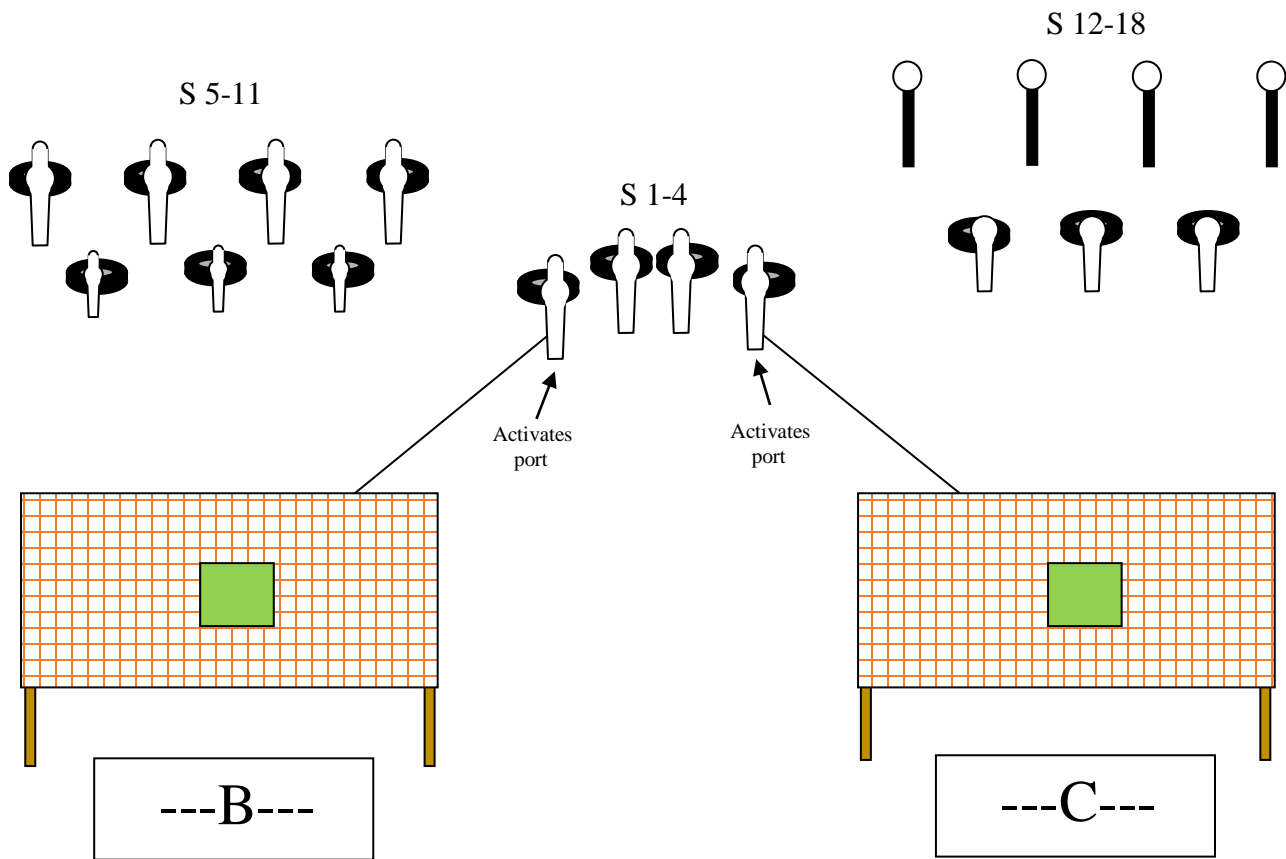
LIPSA Open Up!!

RULES: Practical Shooting Handbook, Latest Edition **COURSE DESIGNER:** Michael Linsalata

START POSITION: Standing in Box A, hands relaxed at sides. Gun loaded and holstered.

STAGE PROCEDURE
At signal, engage S1-4 from Box A. Advance to Box B and engage S5-11. Advance to Box C and engage S12-18. (Shooter can go to Box C first, then B. Shooter's choice).

SCORING
Comstock, 18 rounds, 90 points
TARGETS: 18 pieces of steel
SCORED HITS: Steel Down = 1A
START-STOP: Audible-Last Shot
PENALTIES: Procedural -10
No-shoot hit -10
Miss -10



A

Stage 3
(Pit 6)



Knockdown Steel

LIPSA Surrounded

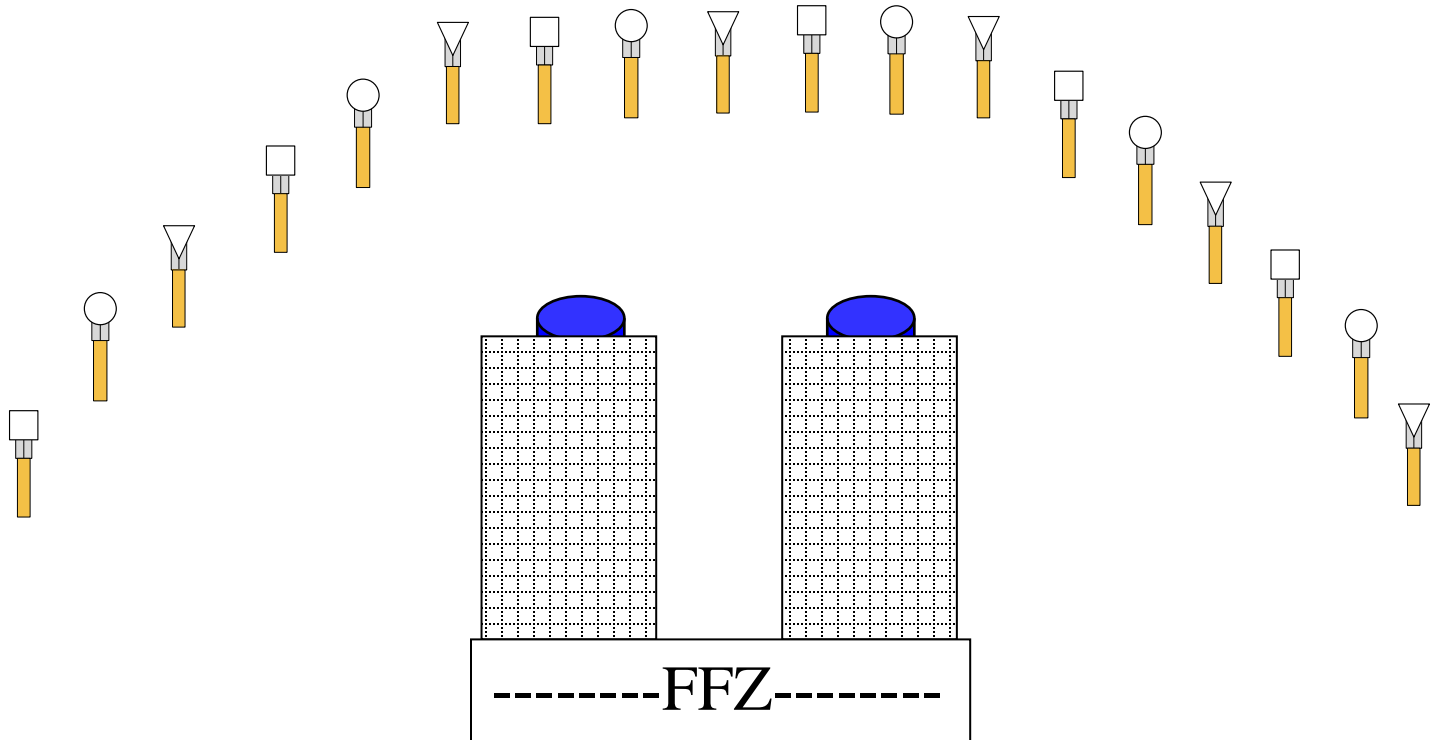
RULES: Practical Shooting Handbook, Latest Edition **Course Designer:** Michael Linsalata

START POSITION: Standing anywhere inside FFZ, hands relaxed at sides. Gun loaded and holstered.

STAGE PROCEDURE
At signal, engage all steel as they become visible from within the fault lines.

SCORING
SCORING: Comstock, 18 rounds, 90 points
TARGETS: 18 pieces of steel
SCORED HITS: Steel Down = 1A
START-STOP: Audible-Last Shot
PENALTIES: Procedural -10
No-shoot hit -10
Miss -10

P 1-18



Stage 4
(Pit 7)



Knockdown Steel

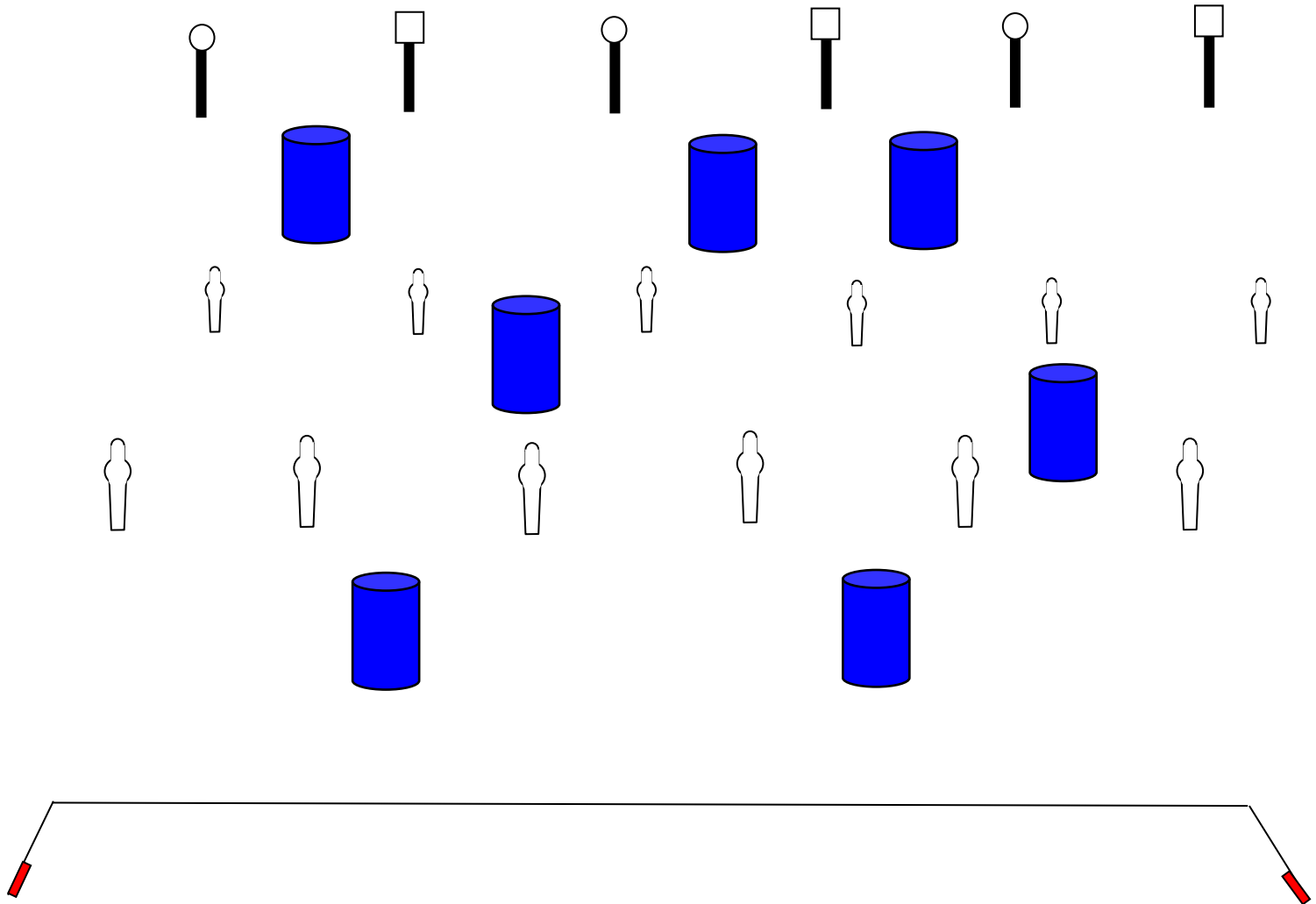
LIPSA Stacks Of Steel

RULES: Practical Shooting Handbook, Latest Edition **Course Designer:** Michael Linsalata

START POSITION: Standing with toes touching **RED** mark on either side, hands relaxed at sides. Gun loaded and holstered.

STAGE PROCEDURE
At signal, engage all steel as they become visible from behind the fault lines.

SCORING
SCORING: Comstock, 18 rounds, 90 points
TARGETS: 18 pieces of steel
SCORED HITS: Steel Down = 1A
START-STOP: Audible-Last Shot
PENALTIES: Procedural -10
No-shoot hit -10
Miss -10



Stage 5
(S Pit 1)



Knockdown Steel

LIPSA

Star In The Middle

RULES: Practical Shooting Handbook, Latest Edition **Course Designer:** Michael Linsalata

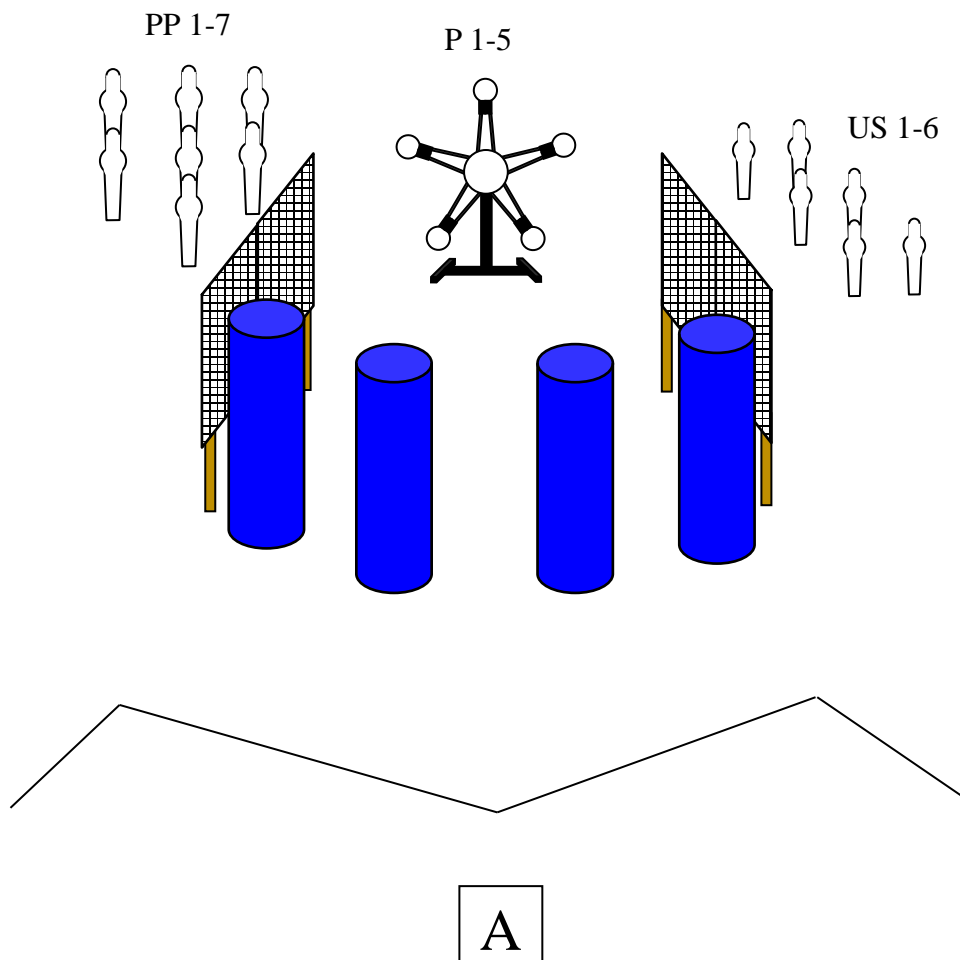
START POSITION: Standing in Box A, hands relaxed at sides. Gun loaded and holstered.

STAGE PROCEDURE

At signal, step out of Box A and engage all steel as they become visible from behind the fault lines.

SCORING

SCORING: Comstock, 18 rounds, 90 points
TARGETS: 18 pieces of steel
SCORED HITS: Steel Down = 1A
START-STOP: Audible-Last Shot
PENALTIES: Procedural -10
No-shoot hit -10
Miss -10



Stage 6
(S Pit 2)