



.22 Match

A Room With A View

Special Thanks:

RULES: Practical Shooting Handbook, Latest Edition **Course Designer:** Michael Linsalata, Jim Byrne

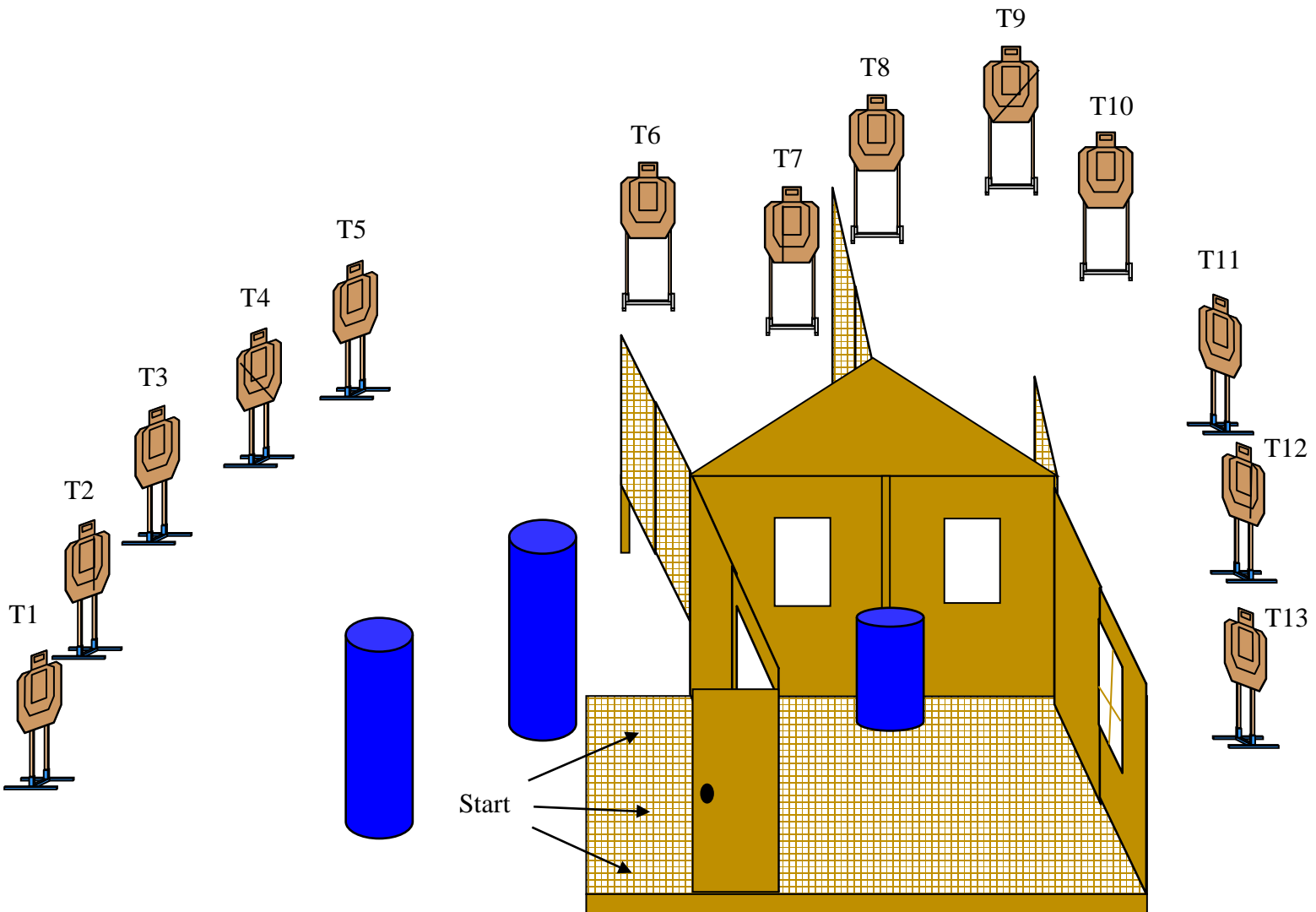
START POSITION: Standing anywhere on Porch, gun held at Low Ready.

STAGE PROCEDURE

At signal, engage all targets as they become visible from the porch and inside the house.

SCORING

SCORING: Comstock, 26 rounds, 130 points
TARGETS: 13 IPSC
SCORED HITS: Best 2 per IPSC
START-STOP: Audible-Last Shot
PENALTIES: Procedural -10
No-shoot hit -10
Miss -10



STAGE 1



.22 Match

Ups & Downs

Special Thanks:

RULES: Practical Shooting Handbook, Latest Edition **Course Designer:** Michael Linsalata, Jim Byrne

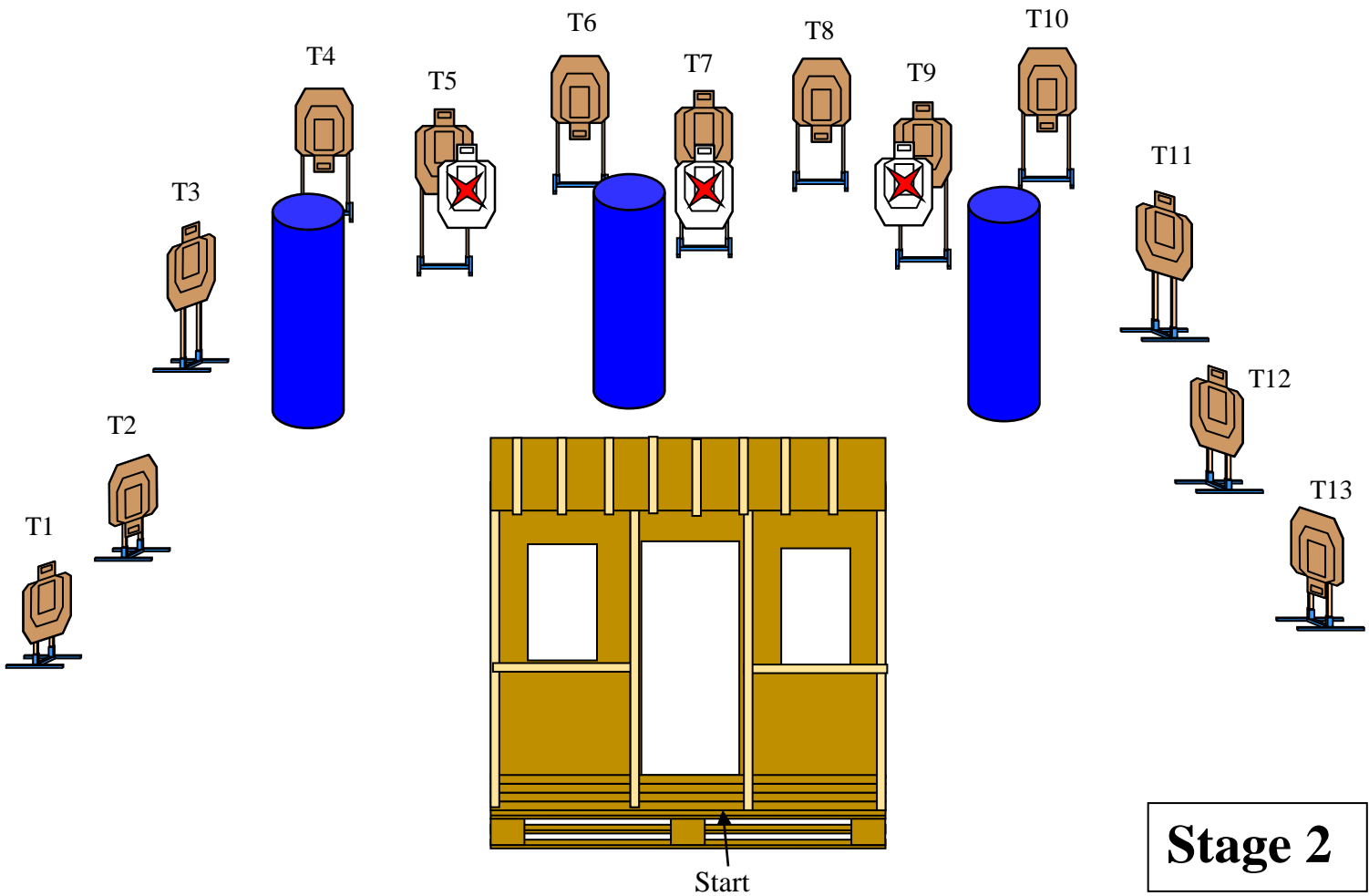
START POSITION: Standing in front of doorway, holding gun at Low Ready.

STAGE PROCEDURE

At signal, engage all targets as they become visible from the porch only.

SCORING

SCORING:	Comstock, 26 rounds, 130 points
TARGETS:	13 IPSC
SCORED HITS:	Best 2 per IPSC
START-STOP:	Audible-Last Shot
PENALTIES:	Procedural -10
	No-shoot hit -10
	Miss -10



Stage 2

.22 Match

Game Tamer

RULES: Practical Shooting Handbook, Latest Edition **Course Designer:** Michael Linsalata, Jim Byrne

Special Thanks:

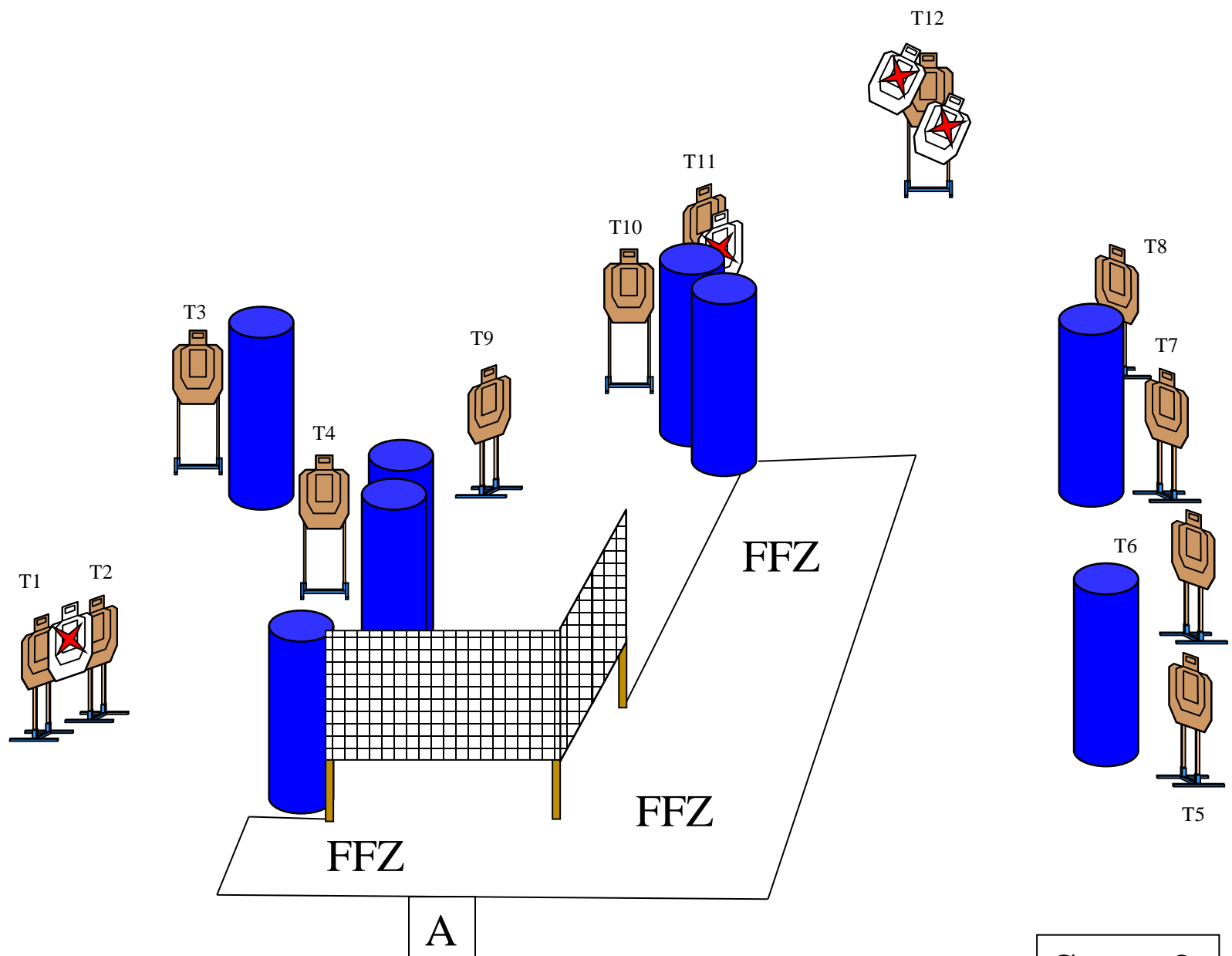
START POSITION: Standing in Box A, holding gun at Low Ready.

STAGE PROCEDURE

At signal, step out of Box A and engage all targets as they become visible from the Free Fire Zone.

SCORING

SCORING: Comstock, 24 rounds, 120 points
TARGETS: 12 IPSC
SCORED HITS: Best 2 per IPSC
START-STOP: Audible-Last Shot
PENALTIES: Procedural -10
No-shoot hit -10
Miss -10



Stage 3



.22 Match “Plank You Very Much”!

Special Thanks:

RULES: Practical Shooting Handbook, Latest Edition **Course Designer:** Michael Linsalata, Jim Byrne

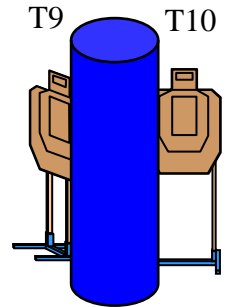
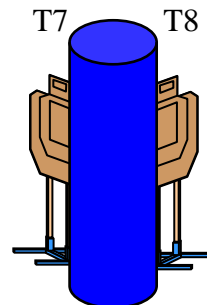

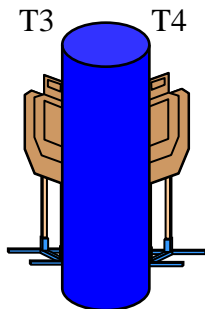
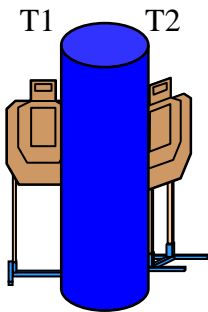
START POSITION: Standing on either side of Plank holding gun at Low Ready.

STAGE PROCEDURE

At signal, step on Plank and engage all targets as they become visible. **(The plank is the Free Fire Zone. All shots must be fired from on top of Plank).**

SCORING

SCORING: Comstock, 20 rounds, 100 points
TARGETS: 10 IPSC
SCORED HITS: Best 2 per IPSC
START-STOP: Audible-Last Shot
PENALTIES: Procedural -10
No-shoot hit -10
Miss -10



Start



Start

Stage 4



.22 Match

Boxed Steel II

Special Thanks: Boxed Steel

RULES: Practical Shooting Handbook, Latest Edition Course Designer: Michael Linsalata, Jim Byrne

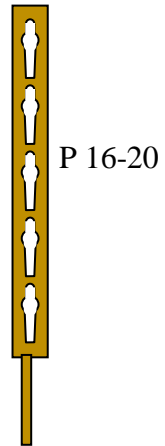
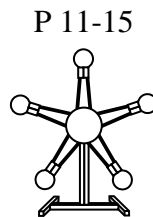
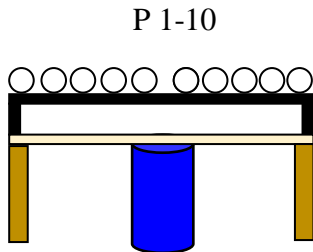
START POSITION: Standing in Box A, holding gun at Low Ready.

STAGE PROCEDURE

At signal, engage P1-P10 from Box a. Advance to Box B and engage P11-P15. Advance to Box C and engage P16-P20.

SCORING

SCORING:	Comstock, 20 rounds, 100 points
TARGETS:	20 Plates
SCORED HITS:	Steel Down = 1A
START-STOP:	Audible-Last Shot
PENALTIES:	Procedural -10
	No-shoot hit -10
	Miss -10



C

B

A

Stage 5



.22 Match

Closed Up

Special Thanks: Open Up!

RULES: Practical Shooting Handbook, Latest Edition Course Designer: Michael Linsalata, Jim Byrne

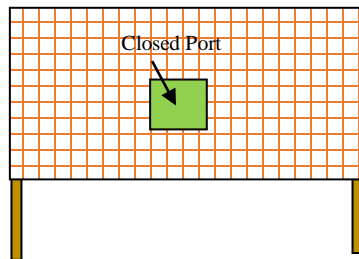
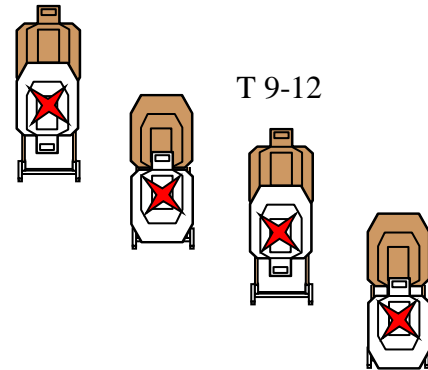
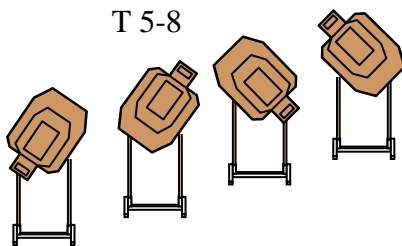
START POSITION: Standing in Box A, hands relaxed at sides. Gun loaded and holstered.

STAGE PROCEDURE

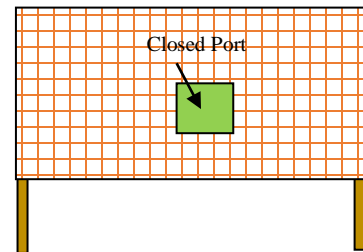
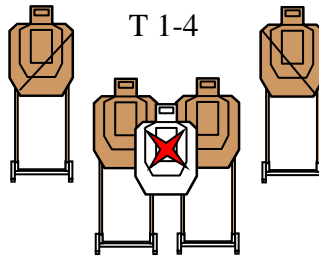
At signal, engage T1-T4 from Box A. Advance to Box B, open Port and engage T5-T8. Step over to Box C, open Port and engage T9-T12. (Shooter can go to Box C first then B. Their choice).

SCORING

SCORING:	Comstock, 24 rounds, 120 points
TARGETS:	12 IPSC
SCORED HITS:	Best 2 per IPSC
START-STOP:	Audible-Last Shot
PENALTIES:	Procedural -10
	No-shoot hit -10
	Miss -10



---B---



---C---

A