



LIPSA

Knockdown Steel

Picked Off

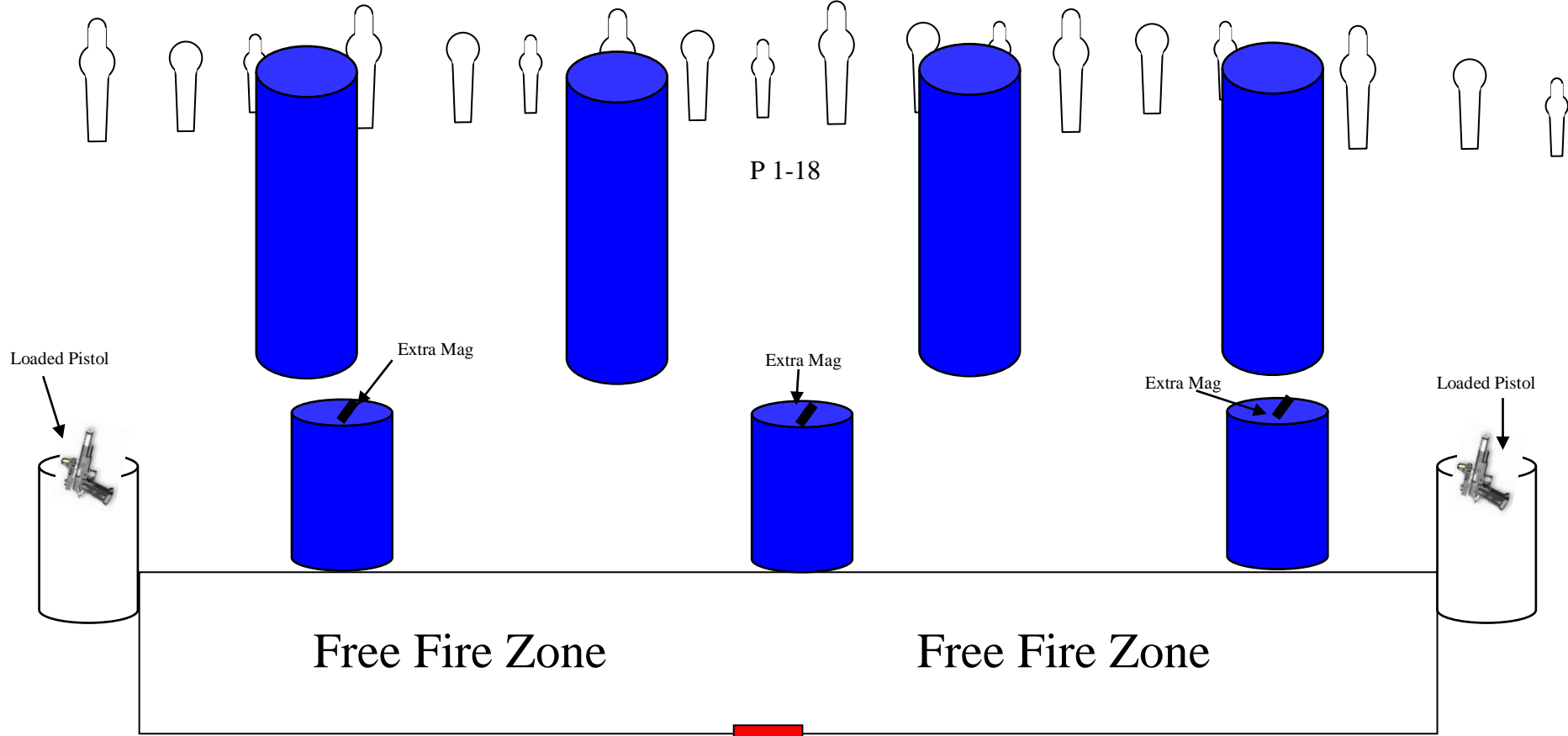
Special Thanks: Easy Pickins'

STAGE PROCEDURE
At signal, pick up loaded pistol from either barrel and engage all steel as they become visible from within the fault lines. **(Reload when necessary with mags from barrels).**

RULES: Practical Shooting Handbook, Latest Edition **Course Designer: Michael Linsalata**

START POSITION: Standing with heels touching RED mark, hands relaxed at sides. Loaded pistol on either barrel. All extra mags placed on barrels.

SCORING
SCORING: Comstock, 18 rounds, 90 points
TARGETS: 18 pieces of steel
steel down =1A
START-STOP: Audible-Last Shot
PENALTIES: Procedural -10
No-shoot hit -10
Miss -10



Stage 1 (Pit 4)



Knockdown Steel

LIPSA More Plates...And A Star

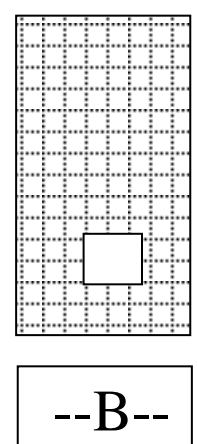
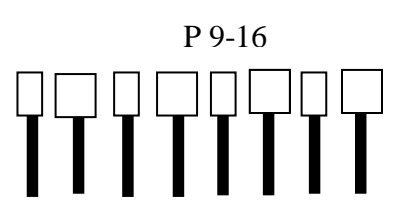
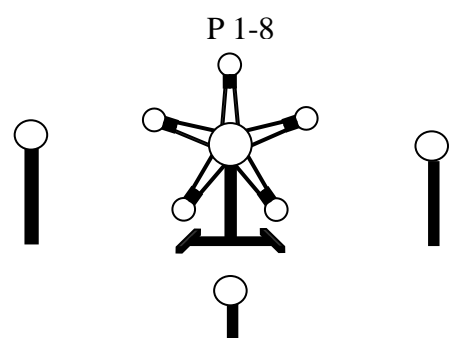
Special Thanks: Jim Byrne. The Stupid 22 Plates

RULES: Practical Shooting Handbook, Latest Edition Course Designer: Michael Linsalata, Jeff Paulsen

START POSITION: Standing in Box A, wrists above shoulders. Gun loaded and holstered.

STAGE PROCEDURE
At signal, engage P1-P8 from Box A. Advance to Box B and engage P9-16 through Port.

SCORING
SCORING: Comstock, 16 rounds, 80 points
TARGETS: 16 plates
SCORED HITS: KD steel=1A
START-STOP: Audible-Last Shot
PENALTIES: Procedural -10
No-shoot hit -10
Miss -10



Stage 2 (Pit 5)



Knockdown Steel


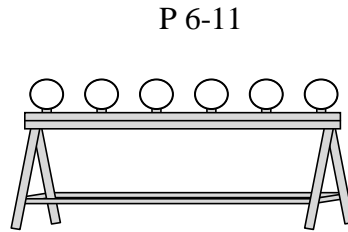
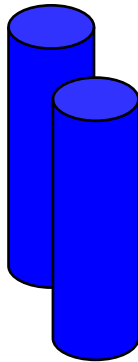
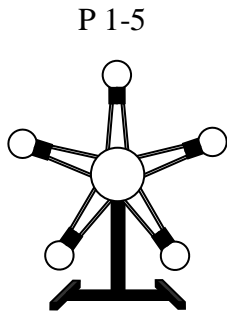
LIPSA Racks of Plates

RULES: Practical Shooting Handbook, Latest Edition **Course Designer:** Michael Linsalata, Jeff Paulsen


START POSITION: Standing anywhere in FFZ, hands relaxed at sides. Gun loaded and holstered.

STAGE PROCEDURE
 At signal, engage all steel as they become visible from within the fault lines.

SCORING
 Comstock, 16 rounds, 80 points
SCORING: Steel Down = 1A
TARGETS: Audible-Last Shot
SCORED HITS: Procedural -10
START-STOP: Miss -10
PENALTIES: Miss -10



P 12-16





Knockdown Steel

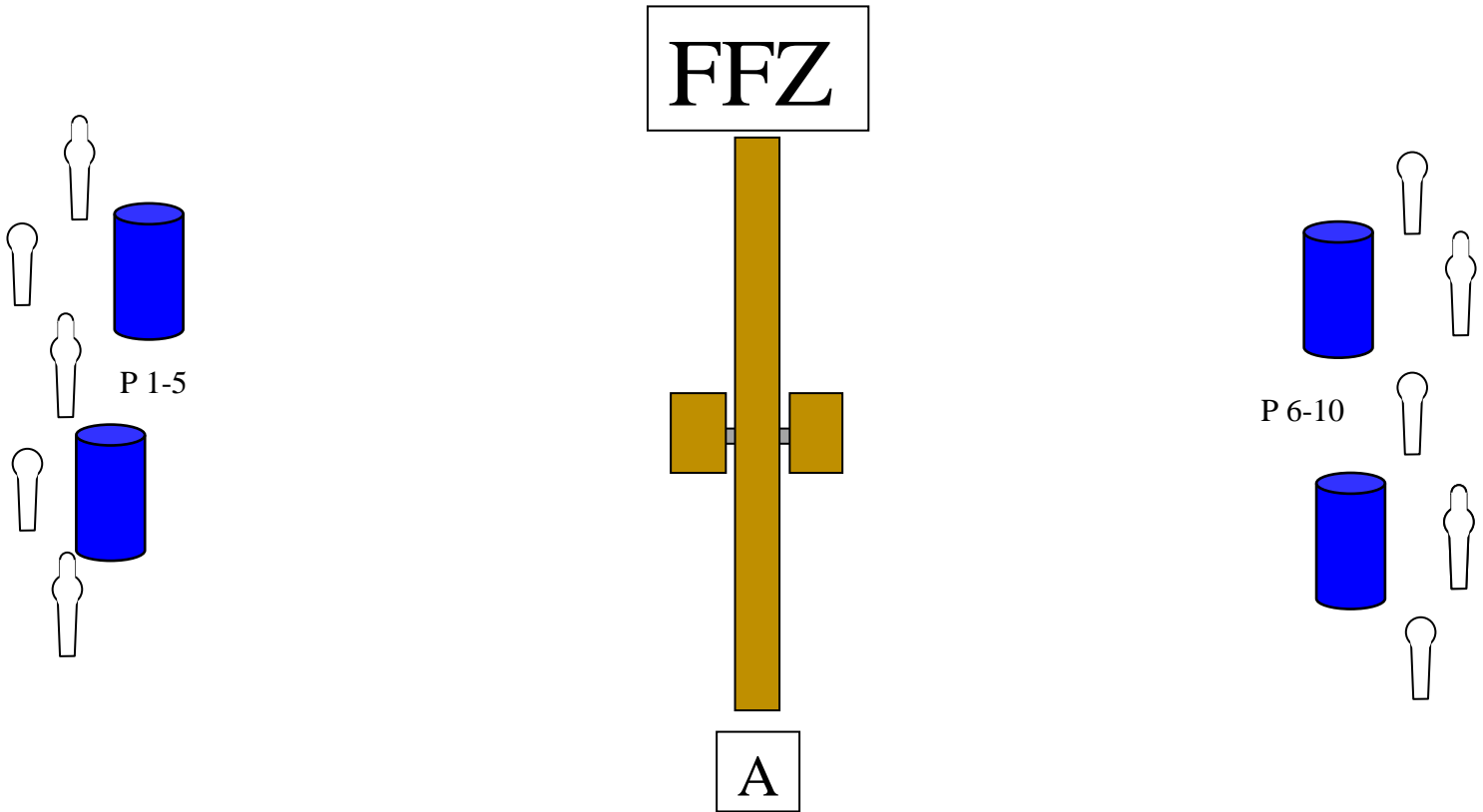
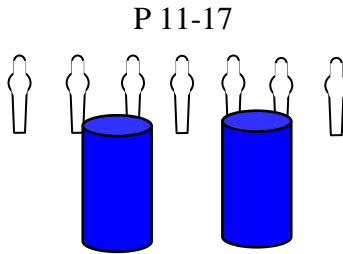
LIPSA See-Saw of Steel

RULES: Practical Shooting Handbook, Latest Edition **Course Designer:** Michael Linsalata, Jeff Paulsen

START POSITION: Standing in Box A, hands relaxed at sides. Gun loaded and holstered.

STAGE PROCEDURE
At signal, step onto See-Saw and engage P1-P10 as they become visible. Advance over See-Saw to FFZ and engage P11-P17. (**Box A is NOT part of the FFZ.**)

SCORING
SCORING: Comstock, 17 rounds, 85 points
TARGETS: 17 pieces of steel
SCORED HITS: Steel Down = 1A
START-STOP: Audible-Last Shot
PENALTIES: Procedural -10
Miss -10



Stage 4 (Pit 7)



Knockdown Steel

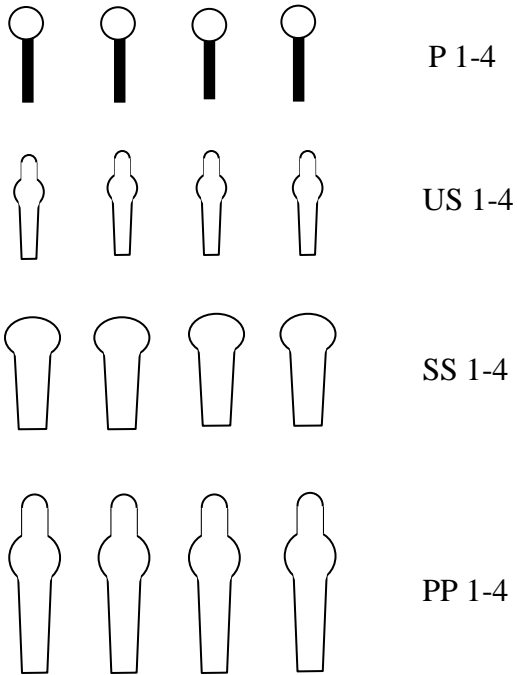
LIPSA Rows of Steel

RULES: Practical Shooting Handbook, Latest Edition **Course Designer:** Michael Linsalata, Jeff Paulsen

START POSITION: Standing in Box A, wrists above shoulders. Gun loaded and holstered.

STAGE PROCEDURE
 At signal, engage all steel as they become visible from Box A.

SCORING
 Comstock, 16 rounds, 80 points
TARGETS: 16 pieces of steel
SCORED HITS: Steel Down = 1A
START-STOP: Audible-Last Shot
PENALTIES: Procedural -10
 Miss -10



A

Stage 5 (S Pit 1)



Knockdown Steel

LIPSA Sandy Pit Plates

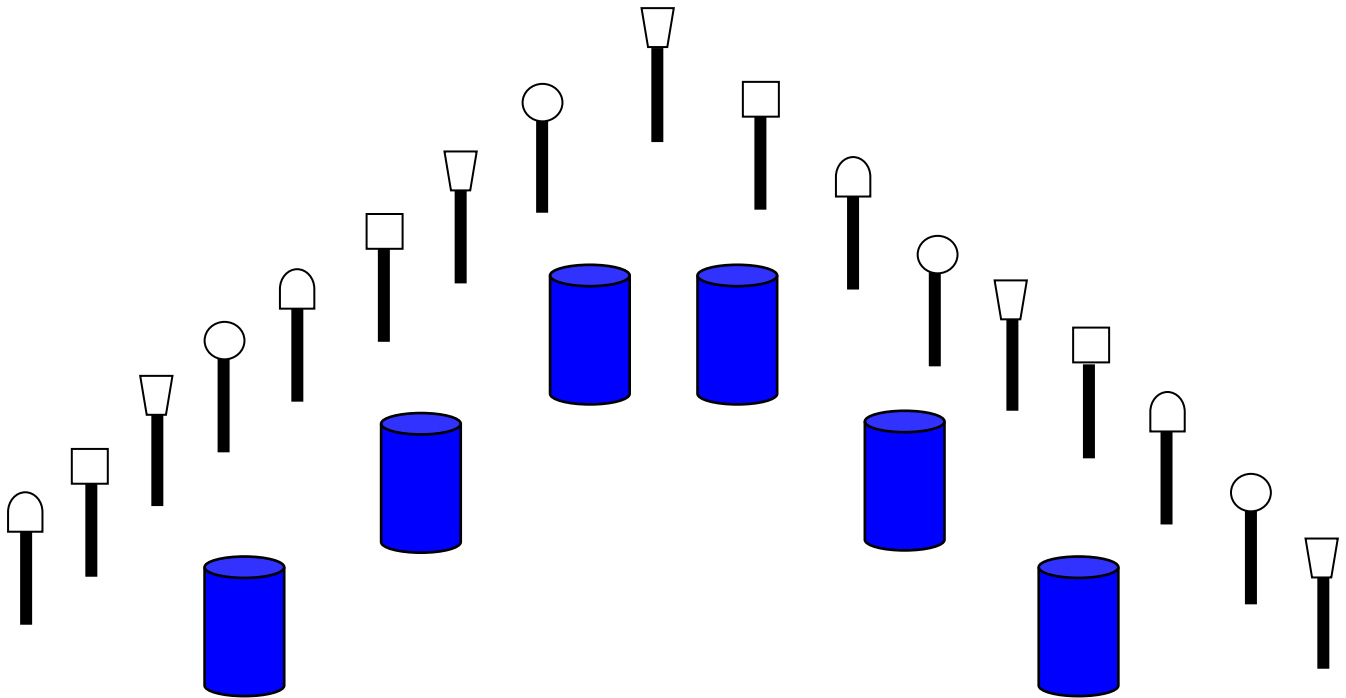
RULES: Practical Shooting Handbook, Latest Edition **Course Designer:** Michael Linsalata, Jeff Paulsen

START POSITION: Standing anywhere in Free Fire Zone, hands relaxed at sides. Gun loaded and holstered.

STAGE PROCEDURE
At signal, engage all steel as they become visible from within the Free Fire Zone.

SCORING
SCORING: Comstock, 17 rounds, 85 points
TARGETS: 17 pieces of steel
SCORED HITS: Steel Down = 1A
START-STOP: Audible-Last Shot
PENALTIES: Procedural -10
Miss -10

P 1-17



-----Free Fire Zone-----

Stage 6 (S Pit 2)