



.22 Holiday Match

LIPSA

Wreath Havoc

RULES: Practical Shooting Handbook, Latest Edition **Course Designer:** Kevin O'Brien

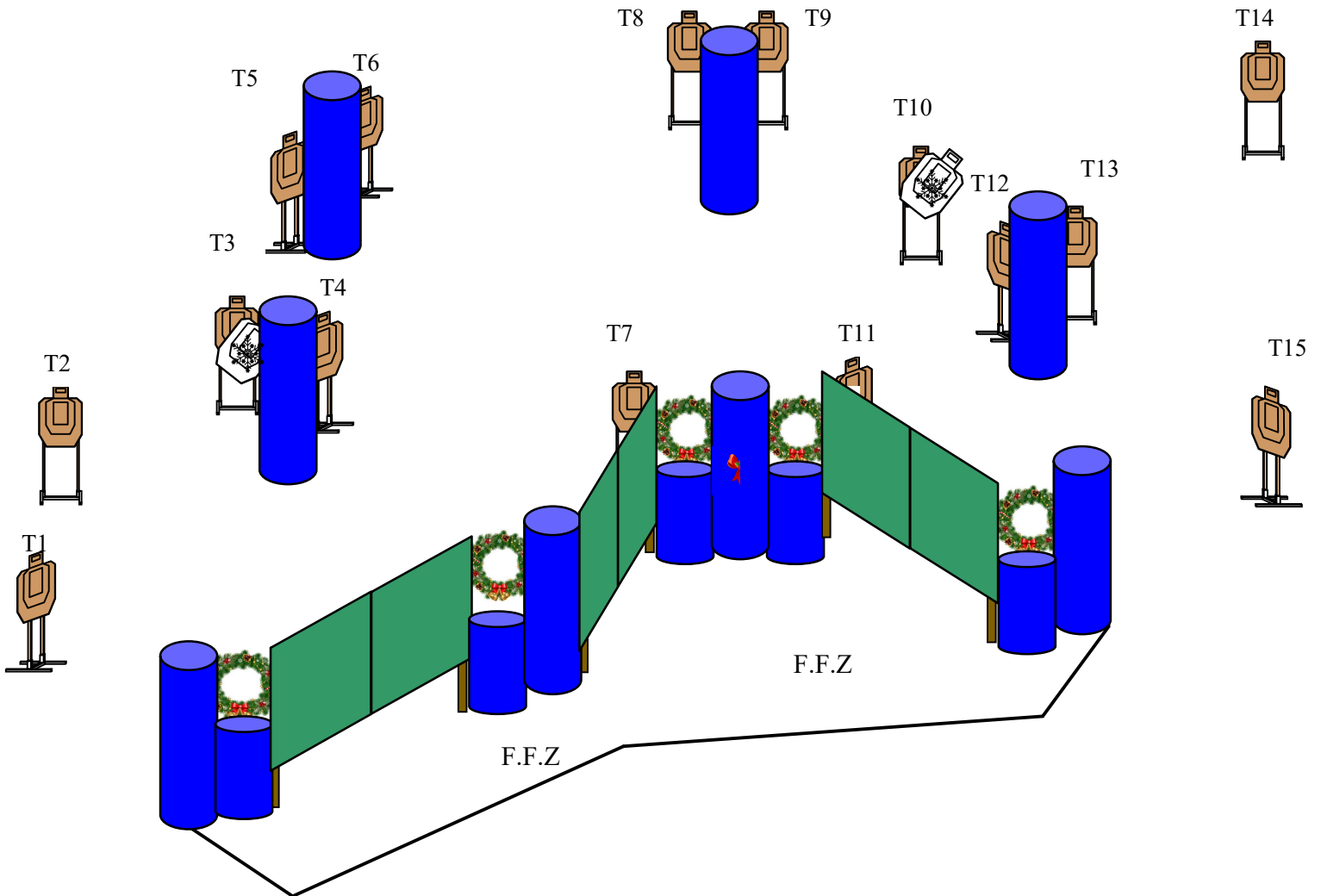
START POSITION: Standing with loaded gun and muzzle touching bow.

STAGE PROCEDURE

At signal, engage all targets as they become visible from the Free Fire Zone through the wreaths. **All Shots must be fired through the wreaths.**

SCORING

SCORING: Comstock, 30 rounds, 150 points
TARGETS: 15 IPSC
SCORED HITS: Best 2 per IPSC, Steel Down = 1A
START-STOP: Audible-Last Shot
PENALTIES: Procedural -10
No-shoot hit -10
Miss -10



Stage 1
(Pit 1)

.22 Holiday Match

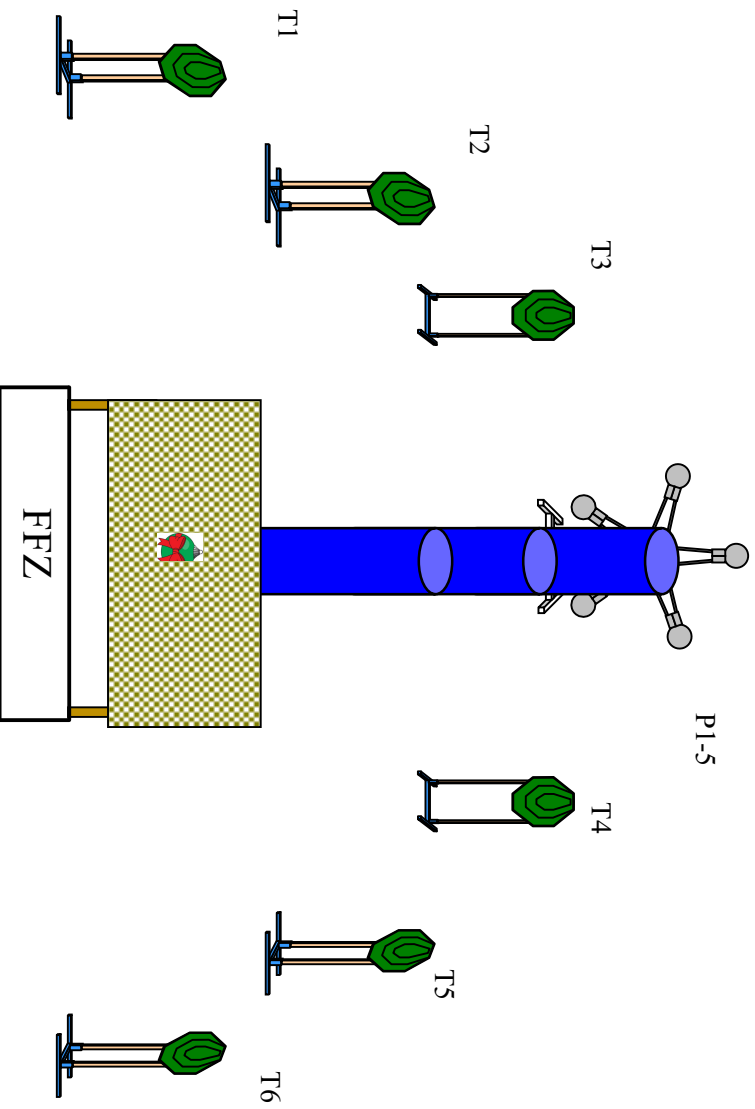


LIPSA Tree of Pain

STAGE PROCEDURE
At signal engage all targets and steel as they become visible from within the fault lines

RULES: Practical Shooting Handbook, Latest Edition Course Designer: **Kevin O'Brien**
START POSITION: Standing with loaded gun and muzzle touching ornament.
STAGE PROCEDURE: At signal engage all targets and steel from within the fault lines.

SCORING
Comstock, 23 rounds, 115 points
TARGETS: 6 IPSC, 5 Pieces of steel
SCORED HITS: Best 3 per IPSC, Steel Down = 1A
START-STOP: Audible-Last Shot
PENALTIES: Procedural -10
No-shoot hit -10
Miss - 10



Stage 2
(Pit 2)



.22 Holiday Match

LIPSA

Flurry

RULES: Practical Shooting Handbook, Latest Edition **Course Designer: Kevin O'Brien**

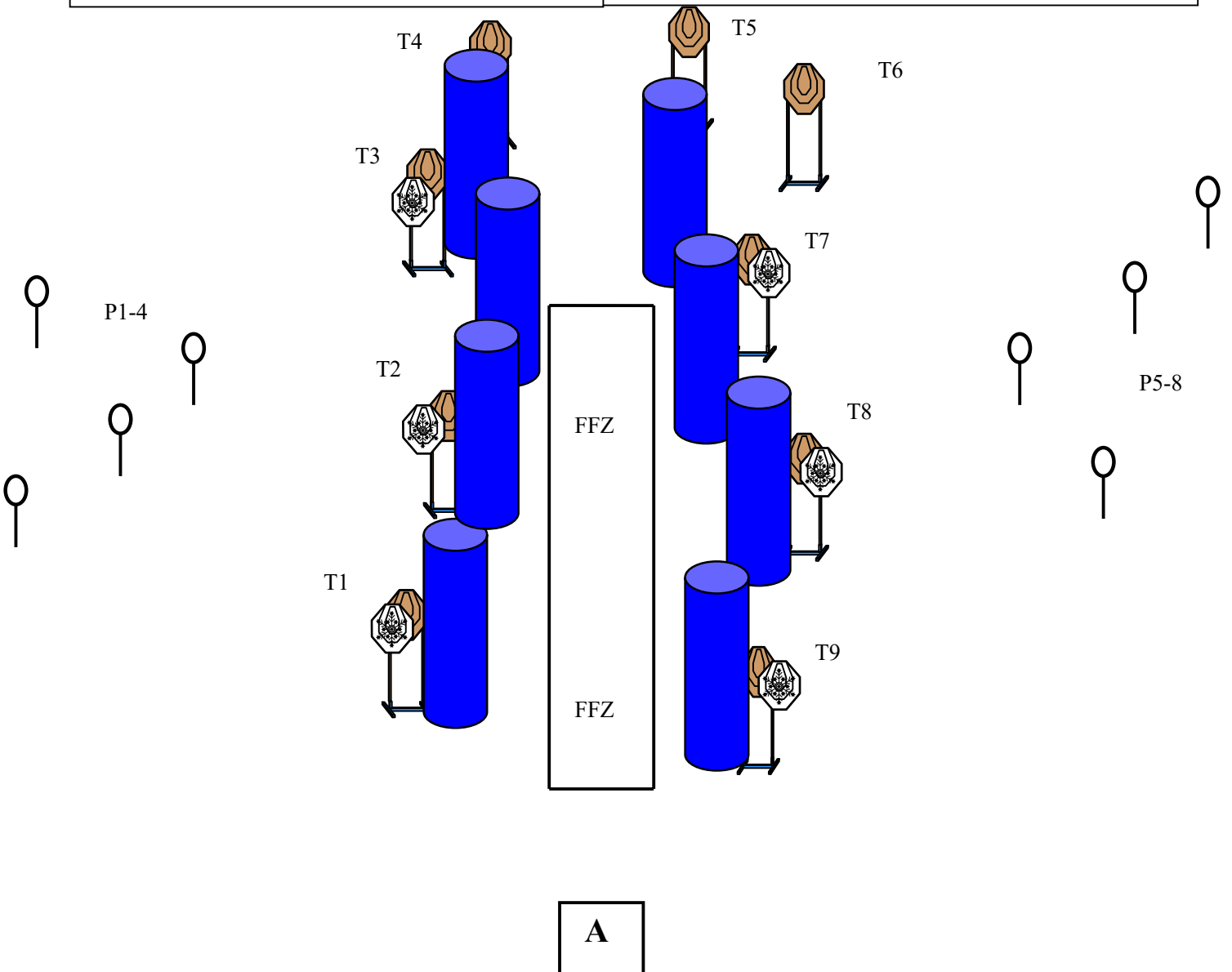
START POSITION: Standing in box A, gun loaded and held low ready.

STAGE PROCEDURE

At signal engage all steel from box A and then proceed to free fire zone and engage all targets as they become visible from within the fault lines. Steel must be engaged from box A only.

SCORING

SCORING: Comstock, 26 rounds, 130 points
TARGETS: 9 IPSC "Classic", 8 Steel
SCORED HITS: Best 2 per IPSC, Steel=1A
START-STOP: Audible-Last Shot
PENALTIES: Procedural -10
No-shoot hit -10
Miss -10



Stage 3
(Pit 3)

.22 Holiday Match



LIPSA Frosty's revenge

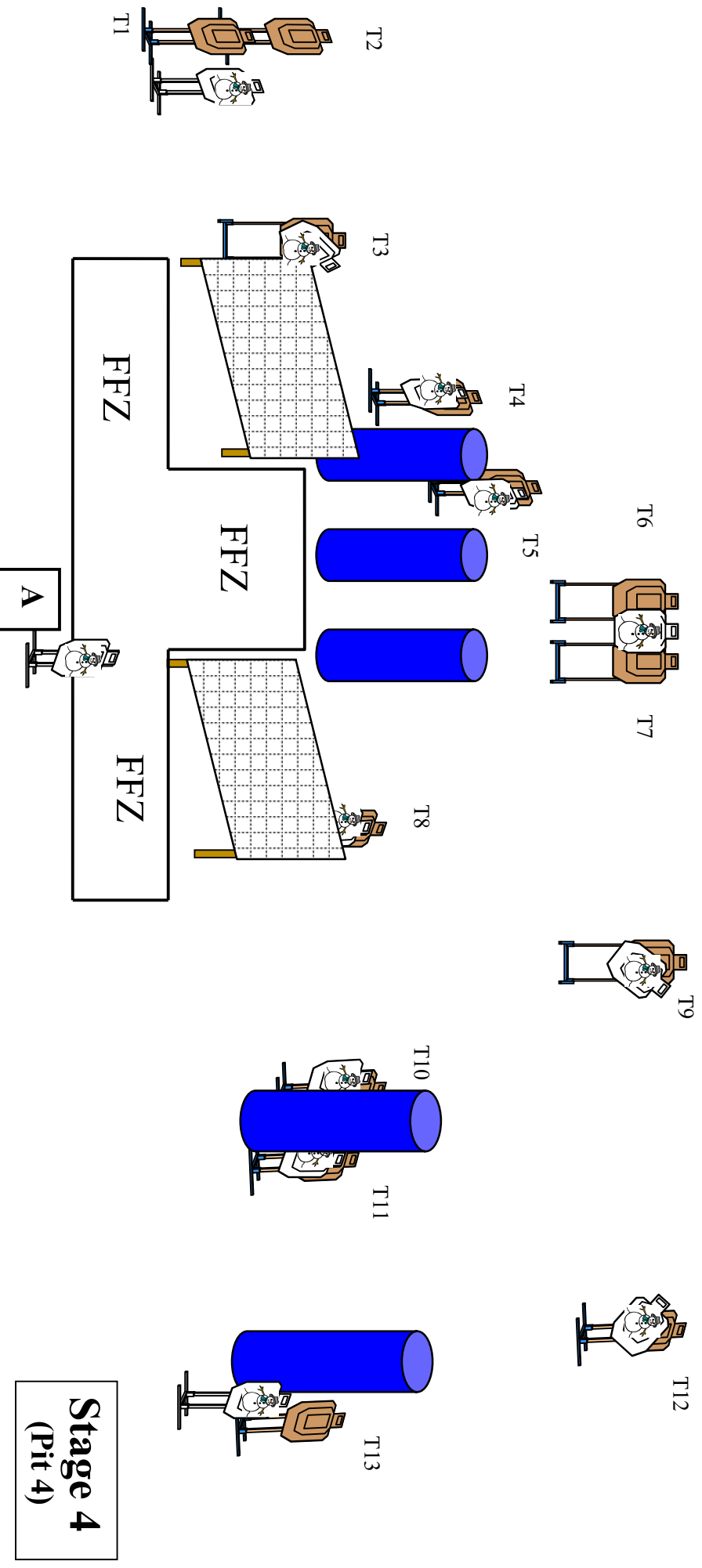
STAGE PROCEDURE
At signal, step into Free Fire Zone, then engage all targets as they become visible from within the fault lines.

SCORING
Comstock: 26 rounds, 130 points
TARGETS: 14 IPSC, 0 Pieces of steel
SCORED HITS: Best 2 per IPSC, Steel Down = 1A
START-STOP: Audible-Last Shot
PENALTIES: Procedural -10
No-shoot hit -10
Miss -10

RULES: Practical Shooting Handbook, Latest Edition Course Designer: **Kevin O'Brien**

START POSITION: Standing in box A facing downrange with muzzle of loaded gun touching Frosty's nose

STAGE PROCEDURE: At signal step into free fire zone and engage all targets as they become visible



Stage 4
(Pit 4)



.22 Holiday Match

LIPSA

Red Ryder

RULES: Practical Shooting Handbook, Latest Edition **Course Designer: Kevin O'Brien**

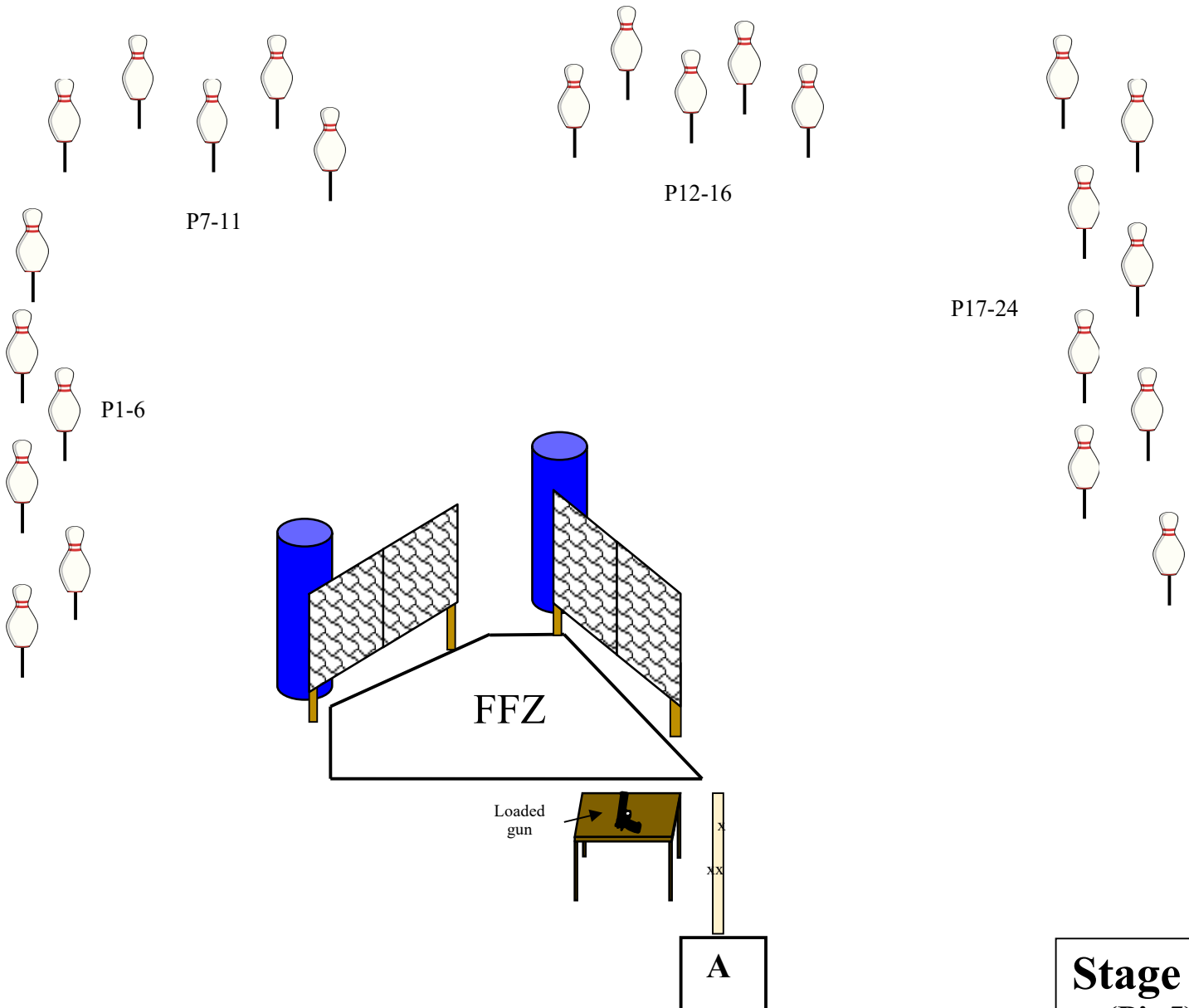
START POSITION: Standing in box A with forehead touching pole while facing squared up down range and both hands grasping pole

STAGE PROCEDURE

At signal, retrieve gun from table. Then engage all pins as they become visible from within the fault lines.

SCORING

SCORING: Comstock, 24 rounds, 120 points
TARGETS: 24 Pins
SCORED HITS: Pin Down = 1A
START-STOP: Audible-Last Shot
PENALTIES: Procedural -10
No-shoot hit -10
Miss -10



Stage 5
(Pit 5)



.22 Holiday Match

LIPSA

Snow Ball'n

RULES: Practical Shooting Handbook, Latest Edition **Course Designer: Kevin O'Brien**

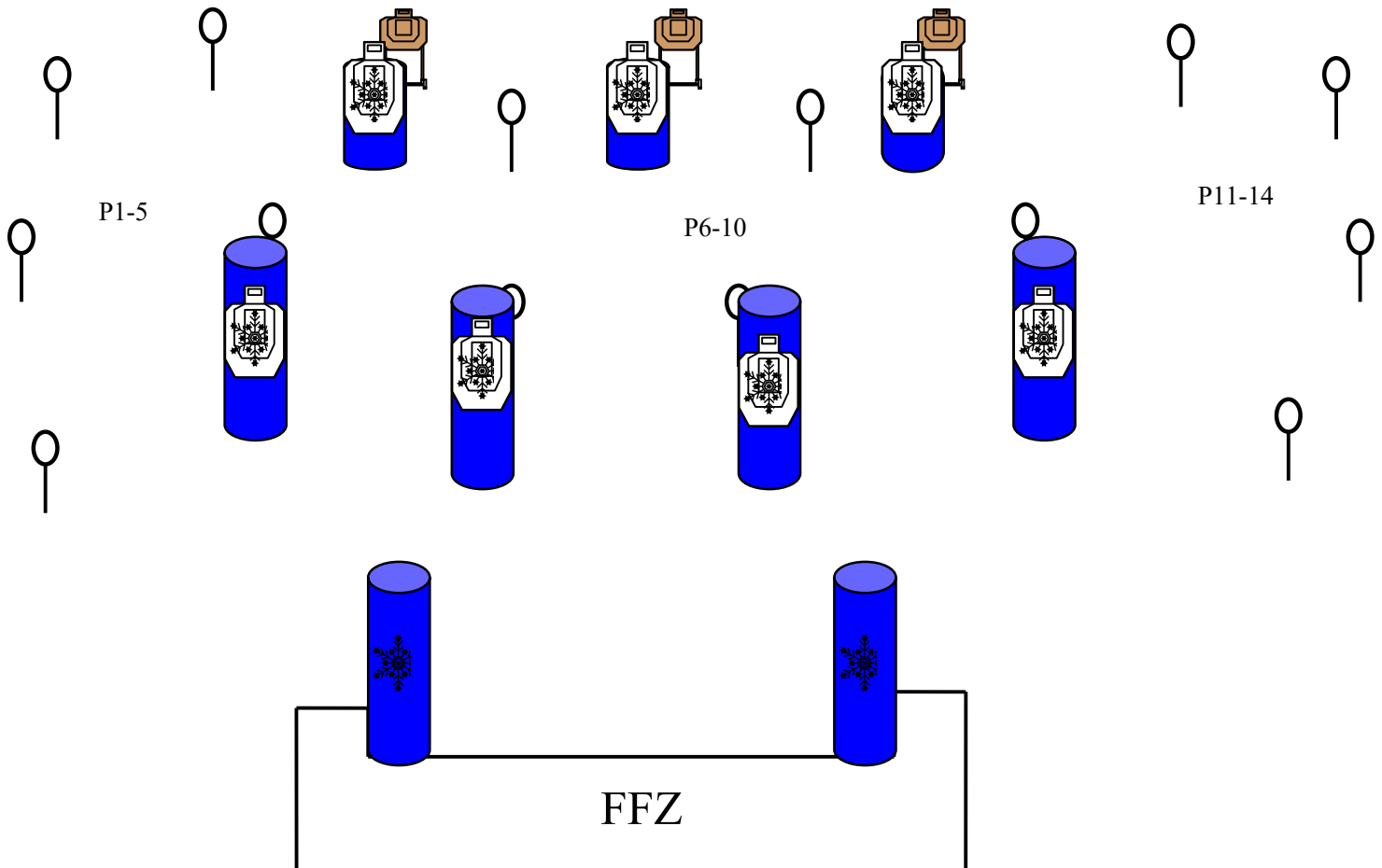
START POSITION: Standing in free fire zone with muzzle of gun touching either snowflake

STAGE PROCEDURE

At signal, engages all targets and steel as they become visible from within the fault lines.

SCORING

SCORING: Comstock, 20 rounds, 120 points
TARGETS: 3 IPSC, 14 plates
SCORED HITS: Pin Down = 1A
START-STOP: Audible-Last Shot
PENALTIES: Procedural -10
No-shoot hit -10
Miss -10



Stage 6
(Pit 6)