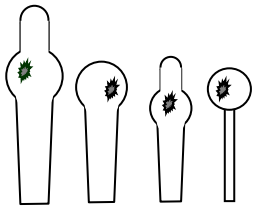


Knockdown Steel



LIPSA

Stairs



RULES: Practical Shooting Handbook, Latest Edition Course Designer: **Michael Linsalata**

START POSITION: Standing in Box A. Gun is loaded with 10 rounds only. Muzzle of gun is touching table. Mags can be kept on table or on belt

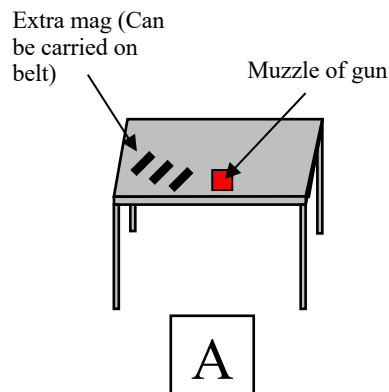
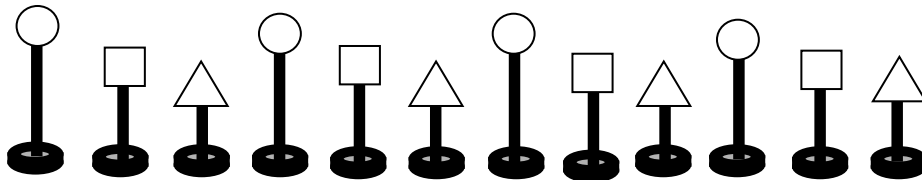
STAGE PROCEDURE

At signal, engage all steel as they become visible from within Box A. Reload when necessary with mags from table or belt.

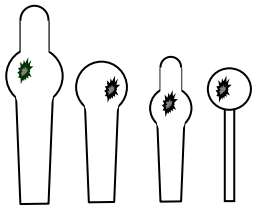
SCORING

SCORING: Time plus
TARGETS: 12 Bruno Steel
SCORED HITS: KD steel
START-STOP: Audible-Last Shot
PENALTIES: Procedural +5 seconds
Miss +5 seconds

P1-P12



Stage 1



Knockdown Steel



LIPSA

Salt & Peppers

RULES: Practical Shooting Handbook, Latest Edition Course Designer: **Michael Linsalata**

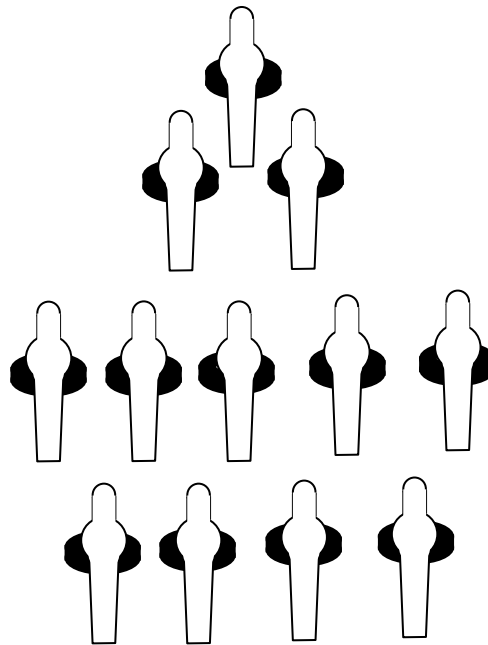
START POSITION: Standing in Box A. Gun is loaded with 10 rounds only. Muzzle of gun is touching table. Mags can be kept on table or on belt

STAGE PROCEDURE

At signal, engage all steel as they become visible from within Box A. Reload when necessary with mags from table or belt.

SCORING

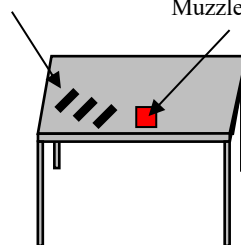
SCORING: Time plus
TARGETS: 12 Pepper Poppers
SCORED HITS: KD steel
START-STOP: Audible-Last Shot
PENALTIES: Procedural +5 seconds
Miss +5 seconds



PP1-PP12

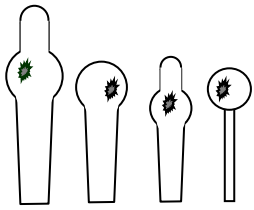
Extra mag (Can be carried on belt)

Muzzle of gun



A

Stage 2



Knockdown Steel



LIPSA

Ups -N- Downs

RULES: Practical Shooting Handbook, Latest Edition Course Designer: **Michael Linsalata**

START POSITION: Standing in Box A. Gun is loaded with 10 rounds only. Muzzle of gun is touching table. Mags can be kept on table or on belt

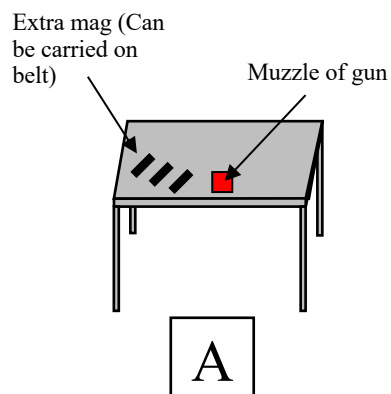
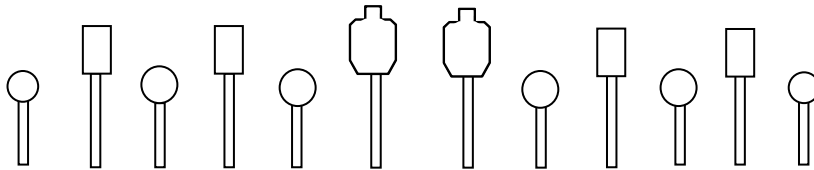
STAGE PROCEDURE

At signal, engage all steel as they become visible from within Box A. Reload when necessary with mags from table or belt.

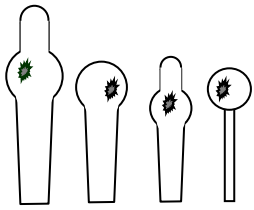
SCORING

SCORING: Time plus
TARGETS: 12 pieces of steel
SCORED HITS: KD steel
START-STOP: Audible-Last Shot
PENALTIES: Procedural +5 seconds
Miss +5 seconds

P1-P12



Stage 3



Knockdown Steel



LIPSA

Speed on Steel

RULES: Practical Shooting Handbook, Latest Edition Course Designer: **Michael Linsalata**

START POSITION: Standing in Box A. Gun is loaded with 10 rounds only. Muzzle of gun is touching table. Mags can be kept on table or on belt

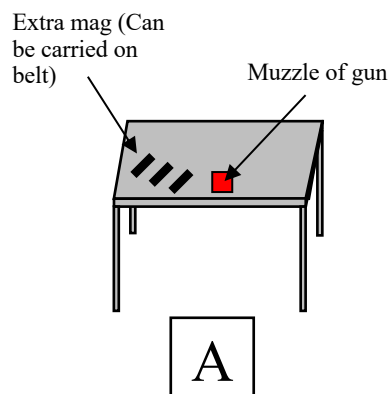
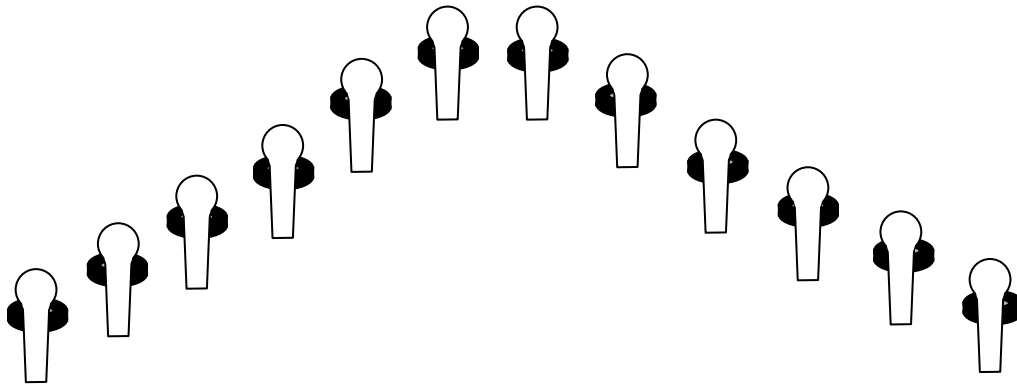
STAGE PROCEDURE

At signal, engage all steel as they become visible from within Box A. Reload when necessary with mags from table or belt.

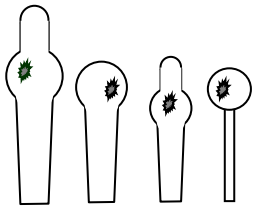
SCORING

SCORING: Time plus
TARGETS: 12 Speed Plates
SCORED HITS: KD steel
START-STOP: Audible-Last Shot
PENALTIES: Procedural +5 seconds
Miss +5 seconds

SS1-SS12



Stage 4



Knockdown Steel



LIPSA

12 Plates a Fallin'

RULES: Practical Shooting Handbook, Latest Edition Course Designer: **Michael Linsalata**

START POSITION: Standing in Box A. Gun is loaded with 10 rounds only. Muzzle of gun is touching table. Mags can be kept on table or on belt

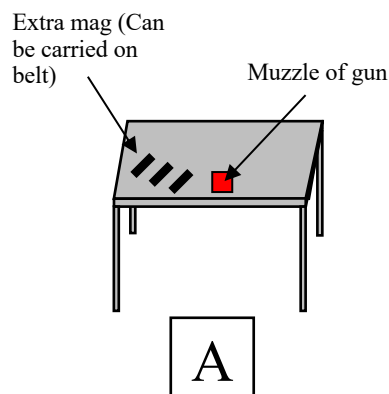
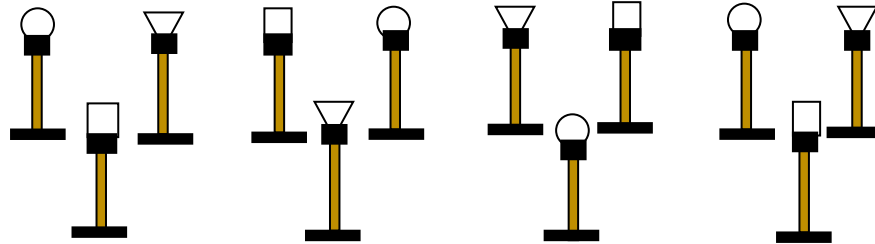
STAGE PROCEDURE

At signal, engage all steel as they become visible from within Box A. Reload when necessary with mags from table or belt.

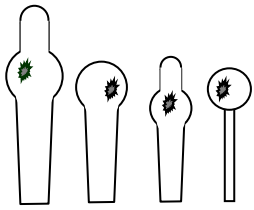
SCORING

SCORING: Time plus
TARGETS: 12 Plates
SCORED HITS: KD steel
START-STOP: Audible-Last Shot
PENALTIES: Procedural +5 seconds
 Miss +5 seconds

P1-P12



Stage 5



Knockdown Steel



LIPSA

Going Vertical

RULES: Practical Shooting Handbook, Latest Edition Course Designer: **Michael Linsalata**

START POSITION: Standing in Box A. Gun is loaded with 10 rounds only. Muzzle of gun is touching table. Mags can be kept on table or on belt

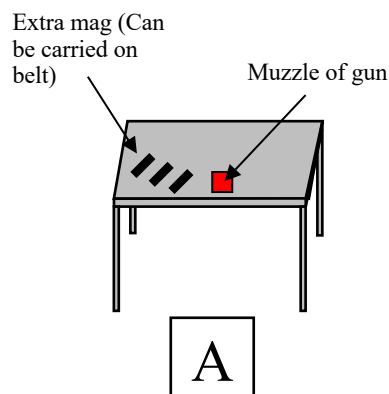
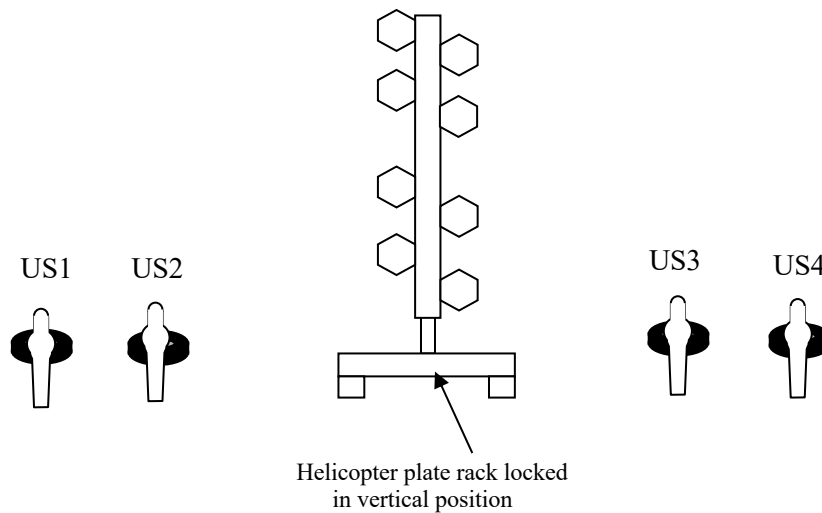
STAGE PROCEDURE

At signal, engage all steel as they become visible from within Box A. Reload when necessary with mags from table or belt.

SCORING

SCORING: Time plus
TARGETS: 12 pieces of steel, (8 plates, 4 USP)
SCORED HITS: KD steel
START-STOP: Audible-Last Shot
PENALTIES: Procedural +5 seconds
 Miss +5 seconds

P1-P8



Stage 6