



LIPSA

2 Quick 2

RULES: Practical Shooting Handbook, Latest Edition **Course Designer:** Michael Linsalata

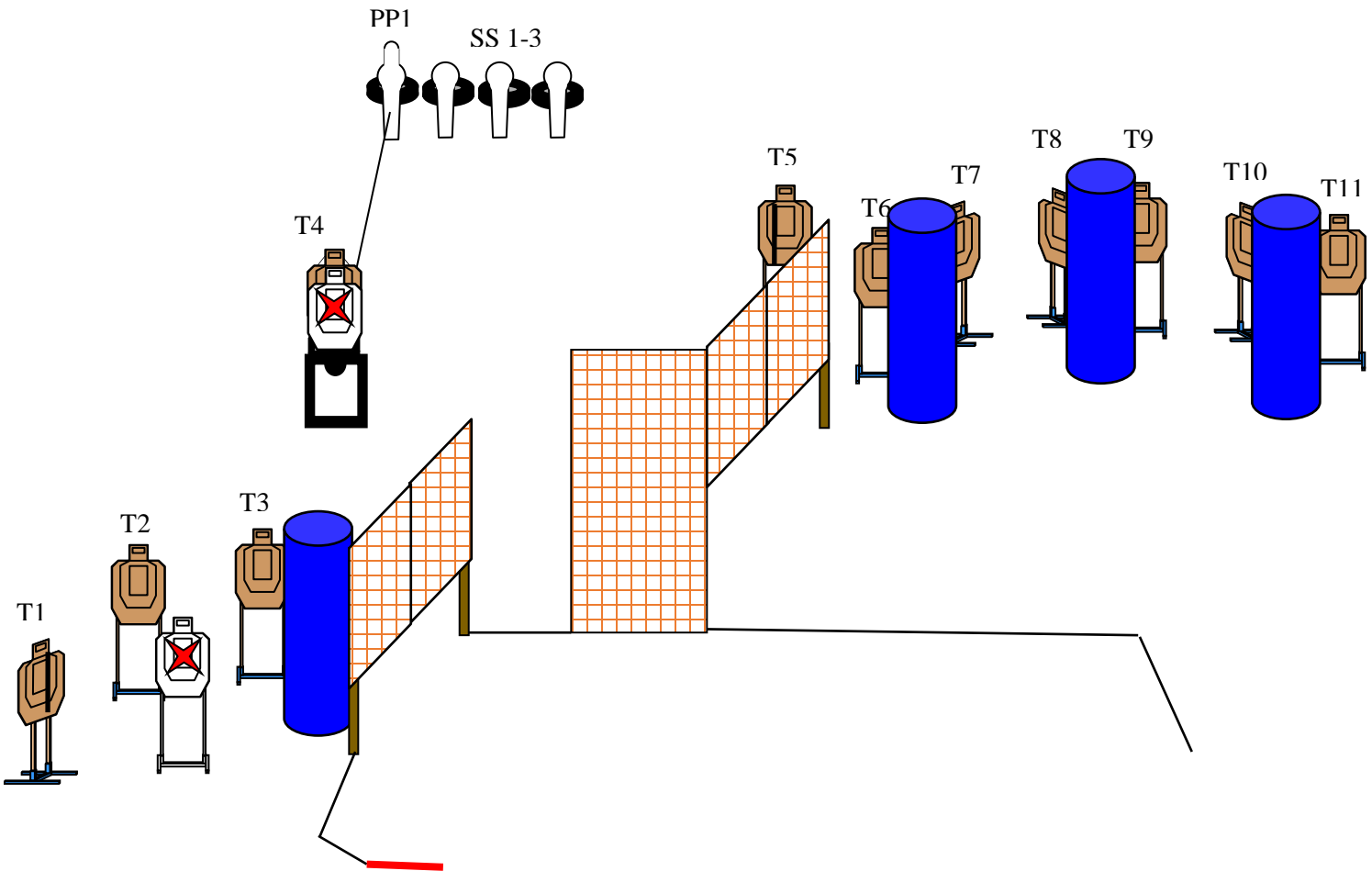
START POSITION: Standing with heels touching **RED** fault line, hands relaxed at sides. Gun loaded and holstered. PCC start is gun loaded. Safety on. Muzzle pointed down range. Butt of gun touching belt.

STAGE PROCEDURE

At signal, engage all targets and steel as they become visible from behind the fault lines. **PP1 activates no shoot in front of T4 (Max Trap).** It must be activated before engaging. T4 is a disappearing target. There is no penalty for missing.

SCORING

SCORING: Comstock, 26 rounds, 130 points
TARGETS: 11 USPSA, 4 pieces of steel
SCORED HITS: Best 2 per USPSA, Steel Down= 1A
START-STOP: Audible-Last Shot
PENALTIES: Procedural -10
No-shoot hit -10
Miss -10



Stage 1



LIPSA

Hooked Insanity

Special Thanks: Dan Pawlak

RULES: Practical Shooting Handbook, Latest Edition Course Designer: Michael Linsalata

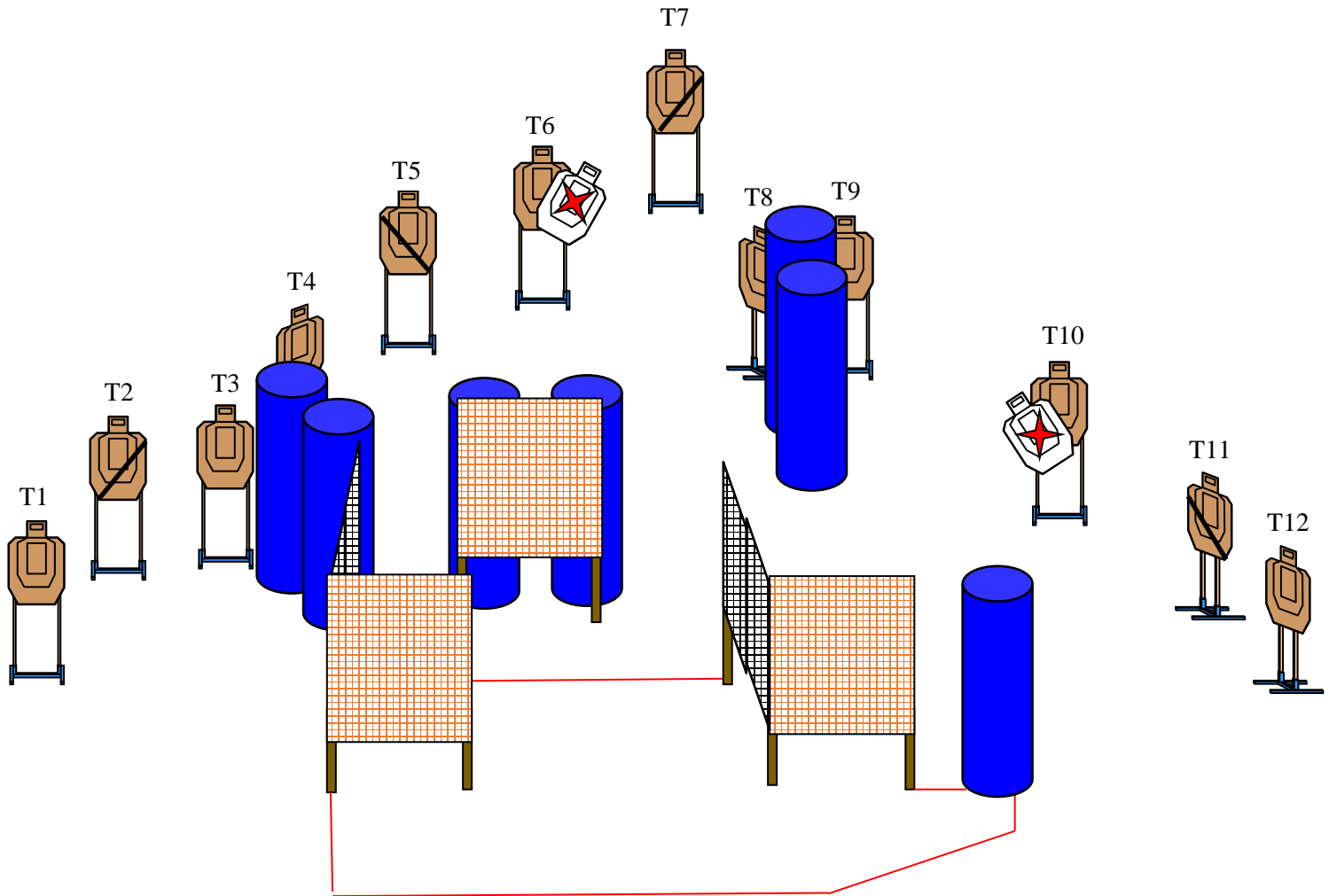
START POSITION: Standing anywhere in shooting area. Hands relaxed at sides. Gun loaded and holstered. PCC start is gun loaded. Safety on. Muzzle pointed down range. Butt of gun touching belt.

STAGE PROCEDURE

At signal, engage all targets as they become visible from within the fault lines.

SCORING

SCORING: Comstock, 24 rounds, 120 points
TARGETS: 12 USPSA
SCORED HITS: Best 2 per USPSA
START-STOP: Audible-Last Shot
PENALTIES: Procedural -10
 No-shoot hit -10
 Miss -10





LIPSA

Surefire 2

RULES: Practical Shooting Handbook, Latest Edition **Course Designer:** Michael Linsalata

START POSITION: Standing with heels touching **RED** mark, hands relaxed at sides. Loaded gun on table.
PCC has same start.

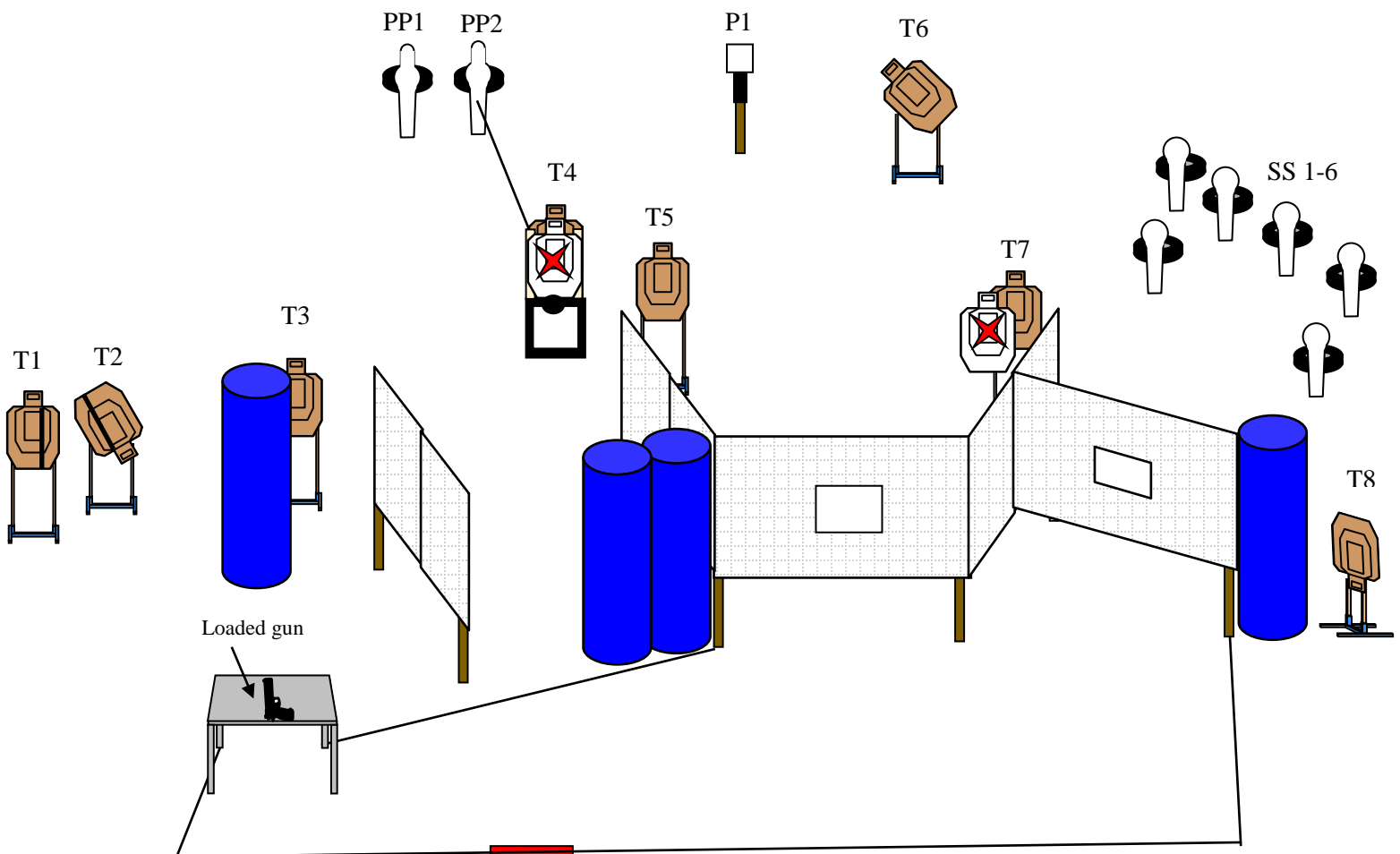
STAGE PROCEDURE

At signal, pick up loaded gun from table, then engage all targets and steel as they become visible from within the fault lines.

SPECIAL INSTRUCTIONS: PP2 activates no-shoot in front of T4 (Max Trap). It has to be activated before engaging T4.

SCORING

SCORING: Comstock, 25 rounds, 125 points
TARGETS: 8 USPSA, 9 Steel
SCORED HITS: Best 2 per USPSA, Steel Down= 1A
START-STOP: Audible-Last Shot
PENALTIES: Procedural -10
No-shoot hit -10
Miss -10





LIPSA

Back & Forth

Special Thanks:

RULES: Practical Shooting Handbook, Latest Edition **Course Designer: Michael Linsalata**

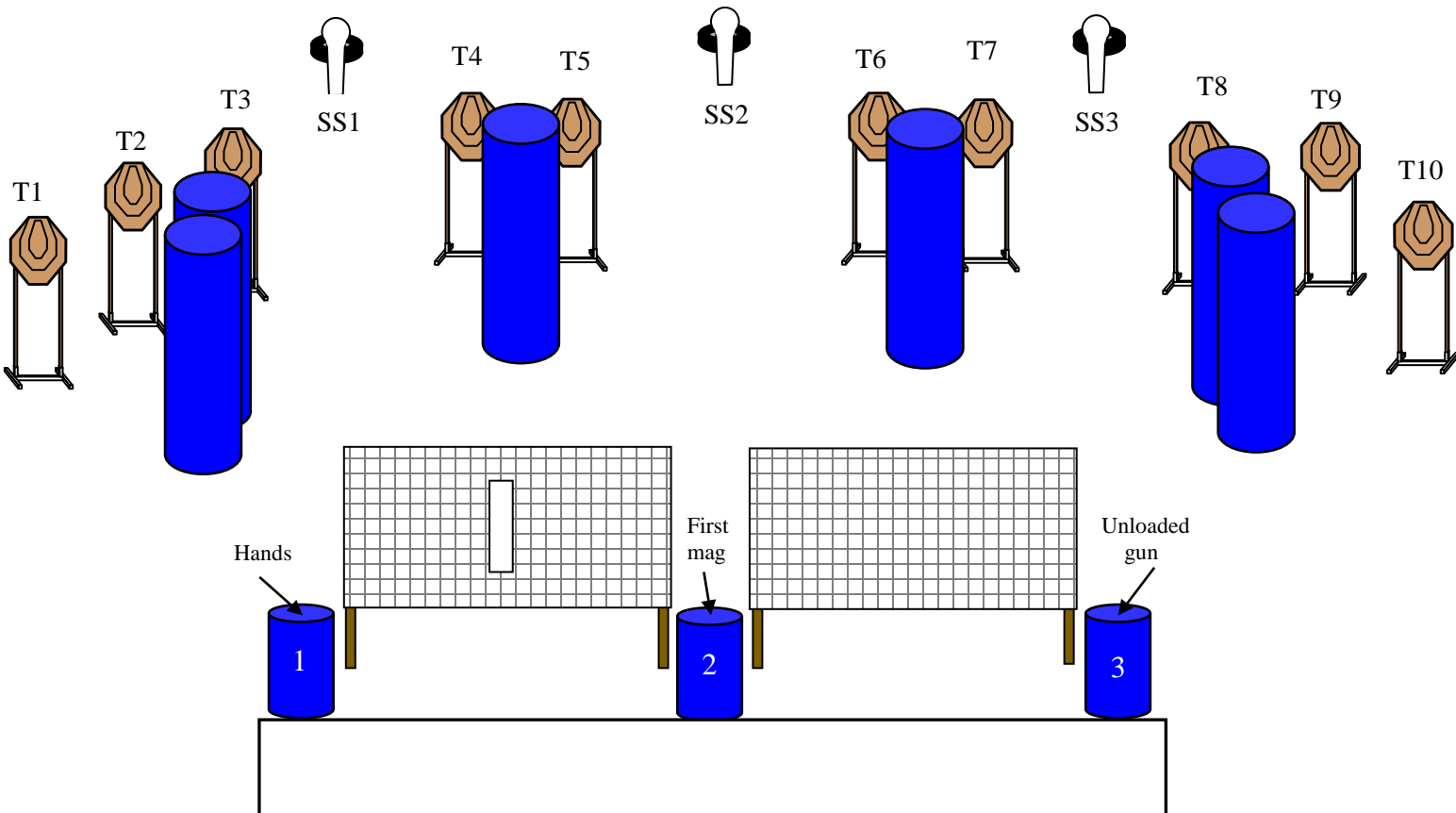
START POSITION: Standing with hands flat on Barrel 1. First mag on Barrel 2. Unloaded gun on Barrel 3. PCC has same start.

STAGE PROCEDURE

At signal, pick up loaded mag from barrel 2 and load into gun from Barrel 3. Then engage all targets and steel as they become visible from within the fault lines. **Extra mags should be carried on person. Left handed shooters can start on opposite side.**

SCORING

SCORING: Comstock, 23 rounds, 115 points
TARGETS: 10 IPSC, 3 steel
SCORED HITS: Best 2 per IPSC, Steel Down = 1A
START-STOP: Audible-Last Shot
PENALTIES: Procedural -10
No-shoot hit -10
Miss -10





LIPSA

Exit, Stage Left

Special Thanks:

RULES: Practical Shooting Handbook, Latest Edition **Course Designer: Michael Linsalata**

START POSITION: Standing with heels touching **RED** mark, hands relaxed at sides. Gun loaded and holstered. PCC start is gun loaded, safety on. Pointing down range. Butt of gun touching belt.

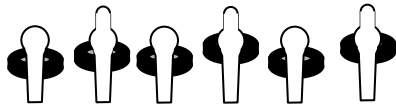
STAGE PROCEDURE

At signal, engage all targets and steel as they become visible from within the shooting area.

SCORING

SCORING: Comstock, 24 rounds, 120 points
TARGETS: 9 USPSA, 6 steel
SCORED HITS: Best 2 per USPSA, Steel Down =1A
START-STOP: Audible-Last Shot
PENALTIES: Procedural -10
No-shoot hit -10
Miss -10

P 1-6



T7



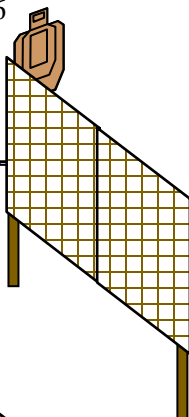
T8



T9



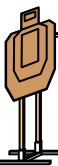
T6



T5



T4



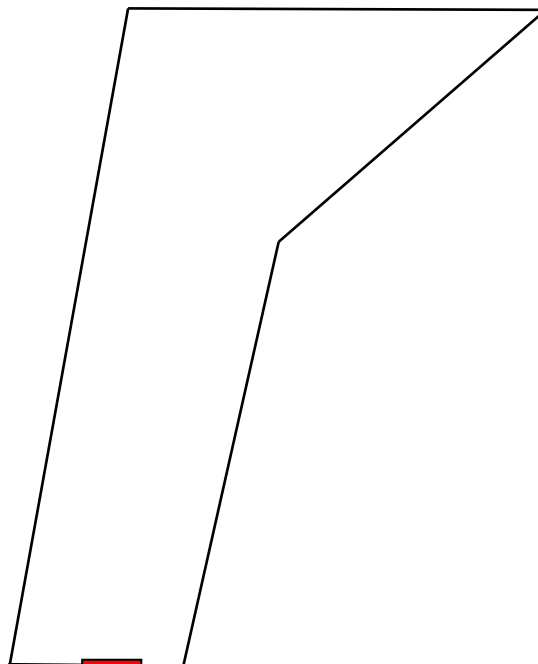
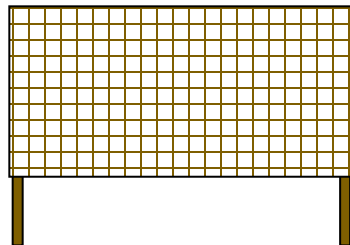
T3



T2



T1



Stage 5



LIPSA Bobby Probably Shoots Alpha's

Special Thanks: **BPSA** design Team, Bobby Orr

RULES: Practical Shooting Handbook, Latest Edition Course Designer: **Michael Linsalata**

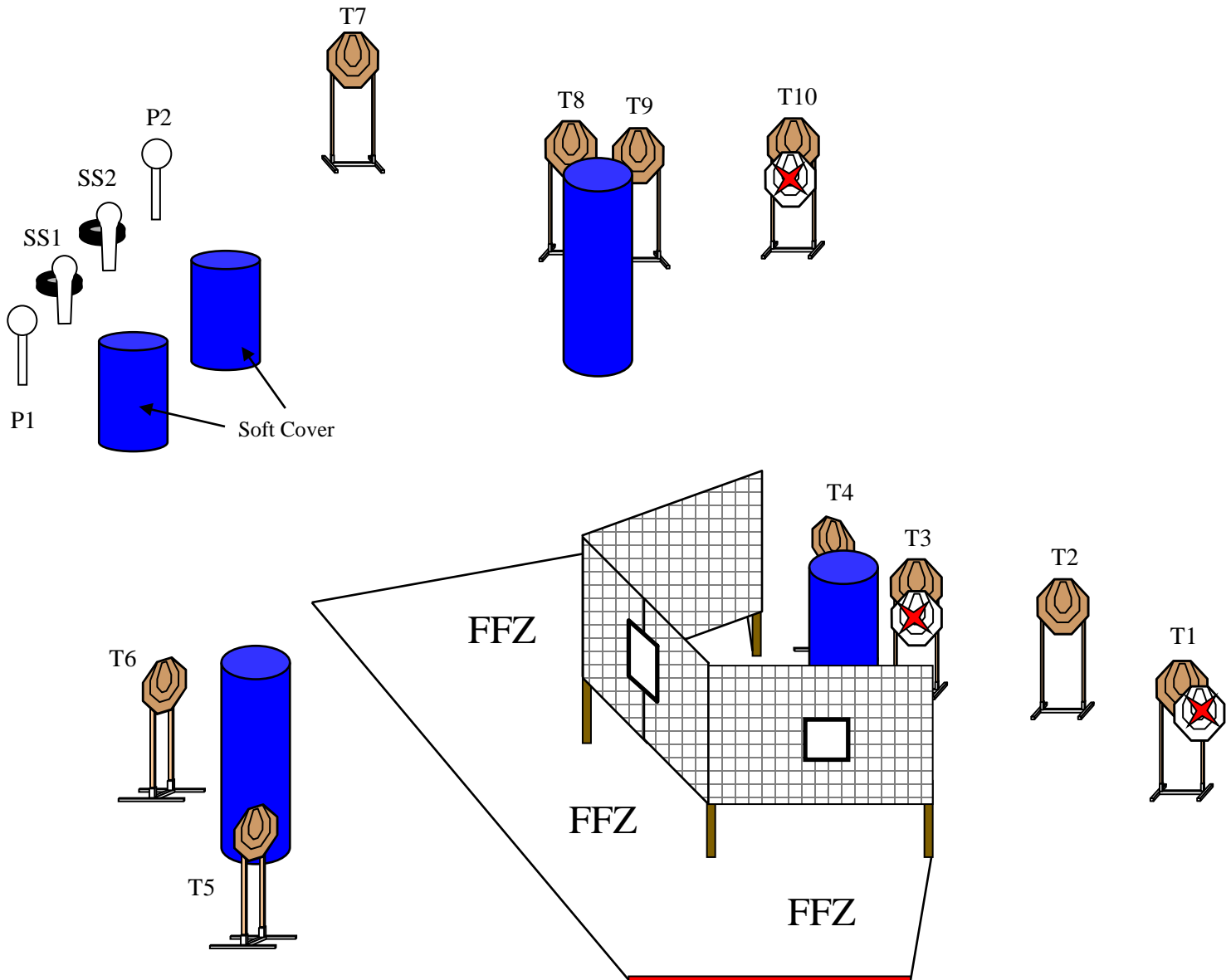
START POSITION: Standing outside of shooting area with toes touching anywhere on **RED** fault line, hands relaxed at sides. Gun loaded and holstered. PCC start is gun loaded, safety on. Pointing down range. Butt of gun touching belt.

STAGE PROCEDURE

At signal, step into shooting area and engage all targets and steel as they become visible.

SCORING

SCORING: Comstock, 24 rounds, 120 points
TARGETS: 10 IPSC, 4 steel
SCORED HITS: Best 2 per IPSC, Steel Down = 1A
START-STOP: Audible-Last Shot
PENALTIES: Procedural -10
 No-shoot hit -10
 Miss -10





CM 08-02

Steeler Standards

RULES: USPSA Handgun Competition Rules, current edition **COURSE DESIGNER:** George Jones

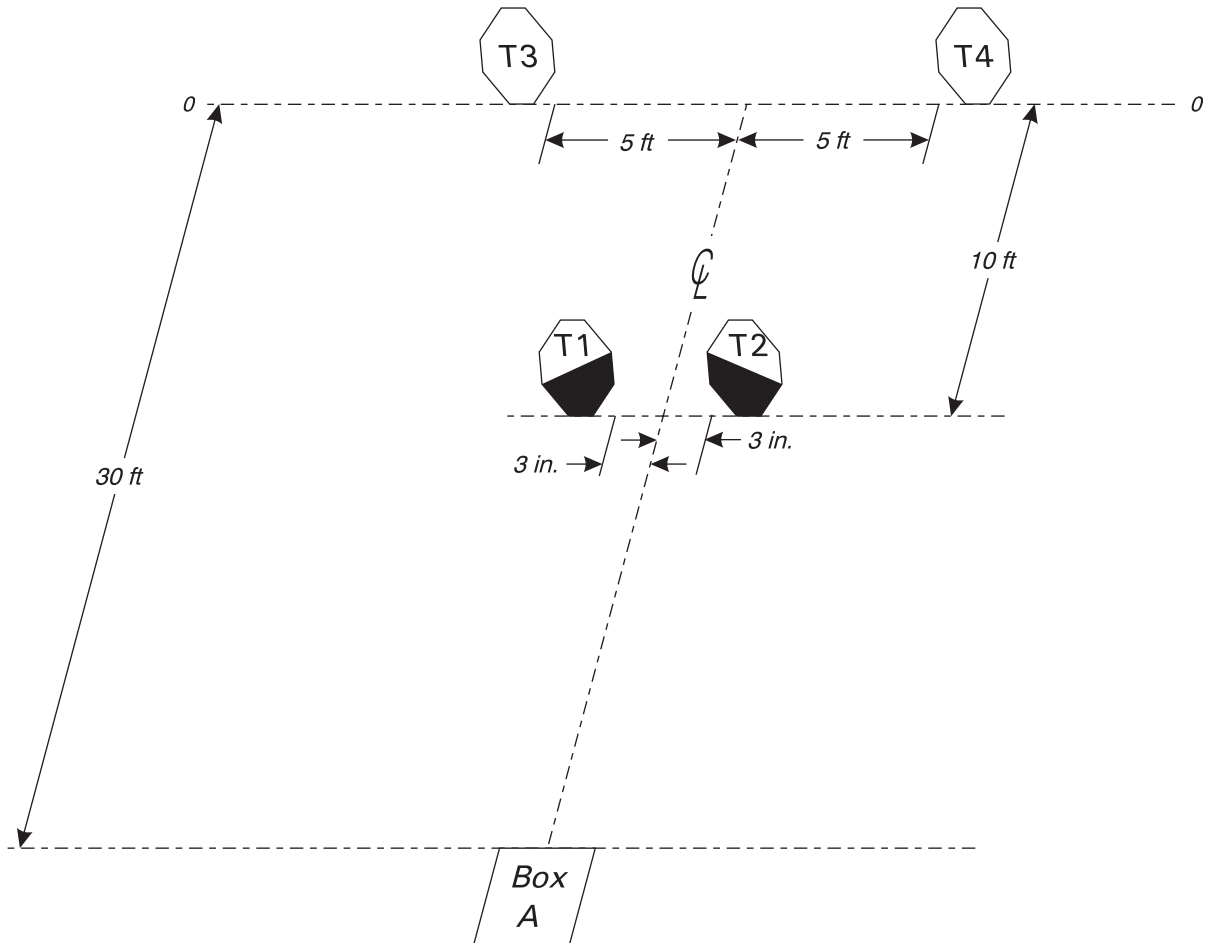
START POSITION: Standing in Box A, hands above shoulders. Handgun is loaded and holstered as per ready condition in rule 8.1.1 and 8.1.2.

STAGE PROCEDURE

- String 1: From Box A only, engage T1-T4 with only one round each freestyle, then perform a mandatory reload, then re-engage T1-T4 with one round each freestyle.
- String 2: From Box A only, engage T1-T4 with only one round each freestyle, then perform a mandatory reload, then re-engage T1-T4 with one round each strong hand only.
- String 3: From Box A only, engage T1-T4 with one round each weak hand only.

SCORING

- SCORING:** Virginia Count, 20 rounds, 100 points
- TARGETS:** 4 Classic
- SCORED HITS:** Best 5/paper
- START - STOP:** Audible - Last shot
- PENALTIES:** Per current edition of USPSA Handgun Competition Rules



SETUP NOTES: T1 and T2 are 4.5 feet high at top of target. Set targets T1 and T2 six inches apart edge to edge. T3 and T4 are 4 feet high at top of target. Box A is 3 feet by 3 feet.



08-02 Steeler Standards

Written Stage Briefing

Steeler Standards is a 20 round, 100 point Virginia count standards course. There are 4 classic targets. The best 5 hits per paper will score. The start signal is audible.

The start position is standing in Box A, wrists above shoulders. Your gun is loaded and holstered.

PCC start position is standing in Box A, facing downrange, stock on belt, muzzle downrange, loaded carbine held in both hands with safety on.

String 1: On the start signal, from Box A only, engage T1-T4 with only one round each, freestyle, make a mandatory reload and re-engage T1-T4 with only one round each, freestyle.

String 2: On the start signal, from Box A only, engage T1-T4 with only one round each, freestyle, make a mandatory reload and re-engage T1-T4 with only one round each, strong hand only. PCC—strong shoulder only.

String 3: On the start signal, from Box A only, engage T1-T4 with only one round each, weak hand only. PCC—weak shoulder only.

