



# LIPSA 2020

## USPSA Shotgun Match



**8 stages**

**91 rounds birdshot**

### Divisions:

- **Stock Pump:** max 5 rds. (4+1) loaded at start. Max 5 rounds in gun during course of fire
- **Limited Pump:** max 9 rds. (8 +1) to start. Max 11 rounds in gun during COF.
- **Stock Auto:** max 5 rds. (4+1) loaded at start. Max 5 rounds in gun during COF.
- **Limited Auto:** Max 9 rds. (8+1) loaded at start. Max 11 rds. in gun during COF.
- **Open:** Max 11 rds. (10+1) loaded at start. Max 11 rds. in gun during COF. Optics and speed loaders permitted.

### Match Rules:

- No ammunition or speed loading devices in shooters hand at start signal (*rule 8.2.4*)
- Shooters found exceeding the round count limitations of their declared divisions after the start signal up to and including the unload and show clear command will be moved to Open.
- A functioning shotgun plate **MUST** fall to score. IT is not range equipment failure if a functioning shotgun plate is hit insufficiently enough to fall (*rule 4.3.5*)

### Penalties:

**Miss:** -5 pts.

**FTE:** -5 pts

**Procedural:** -5 pts



# SAFETY FIRST !!



Shotguns **MUST** have a chamber flag that is easily visible when transporting from vehicles or stage to stage (*rule 5.2.2.1.2*).

Unbagged shotguns being carried **MUST** be carried shouldered or slung from shoulder “vertically upwards” (*rule 5.2.2.1.3*).

Firearms that are being transported on a cart, vehicle, or other such conveyance **MUST** be situated on the conveyance in either a muzzle up or muzzle down orientation if not bagged. Under such conditions long guns **MUST** have a chamber safety flag inserted. The muzzle of any such firearm, if oriented down, **MUST** point to a spot within 3 feet of the conveyance. If pointed up, it **MUST** be oriented such that a person walking around the conveyance will not be covered by the muzzle if they are more than 3 feet away from the conveyance (*rule 5.2.4*).

Long guns (Rifles, Shotguns, and PCCs) must be cased/uncased or removed/replaced on a cart with the muzzle pointed in a safe direction, as described above, directly into and within 2 yards of a side berm or backstop. Long guns can also be cased/uncased or removed/replaced on a cart under the direct supervision of a range officer with muzzle pointing at the backstop. Failure to point the muzzle at a side berm or back stop during casing/uncasing or removing/replacing on a cart will result in a DQ (*rule 5.2.4.1*)

Pre-load areas: Pre-loading **SHALL** only be allowed under the supervision of an RO (*rule 8.3.1.4*). Only the tube shall be pre-loaded. Anyone arriving to the line with a pre-loaded shotgun with a round in the chamber will be DQ'd (*rule 8.3.1.4.1*).

Pre-loading activity begins with a “Make Ready” command. All pre-loading activity including transporting loaded guns to start position(s) is subject to the provisions of relevant safety regulations, including (but not limited to) [10.4.3] (shot while loading), [10.5.1] (handling firearms without RO supervision), [10.5.2] (unsafe muzzle direction), [10.5.3] (dropped gun), [10.5.8] (finger inside trigger guard during loading), etc.

Final Safety Check @ conclusion of COF: Point unloaded shotgun downrange, close action, **pull trigger**, re-open action, apply safety, close bolt on chamber flag (*rule 8.3.7.1*).

Cleared shotguns shall not be placed back in pre-load areas (*rule 8.3.1.3*)

All firearms in staging areas must have their actions locked open or have a chamber flag on a closed bolt or be cased (*rule 2.4.1*).



# LIPSA 2020 November Shotgun Match

## Stage 1 – Disturbia

Course Designer: R. Esposito

**START POSITION:** Facing downrange, standing behind table w/palms of hands flat on each X.

**GUN READY CONDITION:** Shotgun loaded and on table with muzzle pointed safely downrange IAW USPSA rules.

**STAGE PROCEDURE:** Upon start signal, engage all targets as they appear from within the FFZ

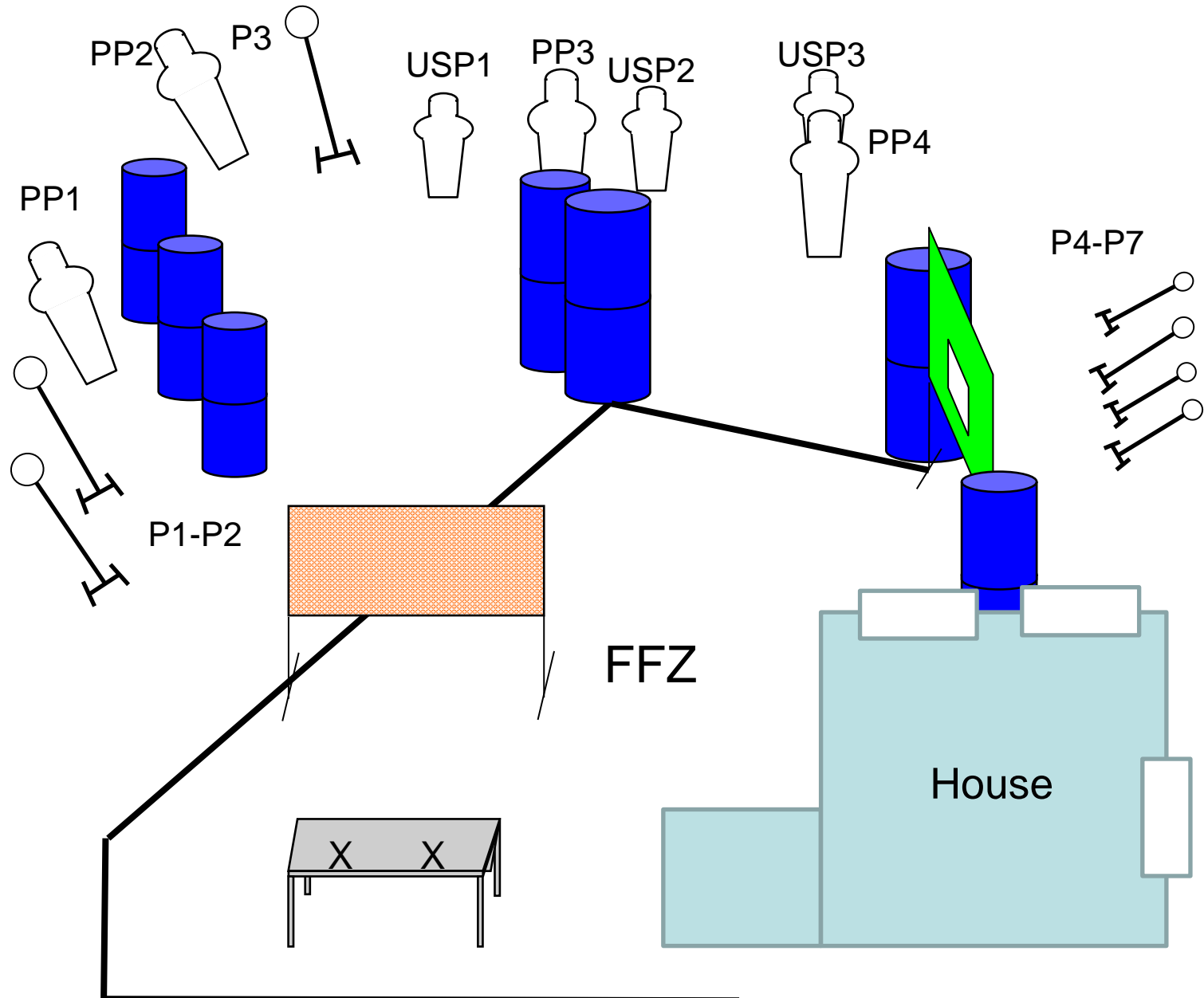
**SCORING:** Comstock, 14 rounds, 70 points

**TARGETS:** 14 steel

**SCORED HITS:** KD steel = 1A

**START-STOP:** Audible - Last shot

**RULES:** USPSA current edition





# LIPSA 2020 November Shotgun Match

## Stage 2 – Mirror Image

Course Designer: R. Esposito

**START POSITION:** Facing downrange inside either FFZ A or FFZ B with side of foot touching red mark on fault line. Hands naturally at sides.

**GUN READY CONDITION:** Shotgun loaded on barrel with muzzle pointed safely downrange IAW USPSA rules.

**SCORING:** Comstock, 14 rounds, 70 points

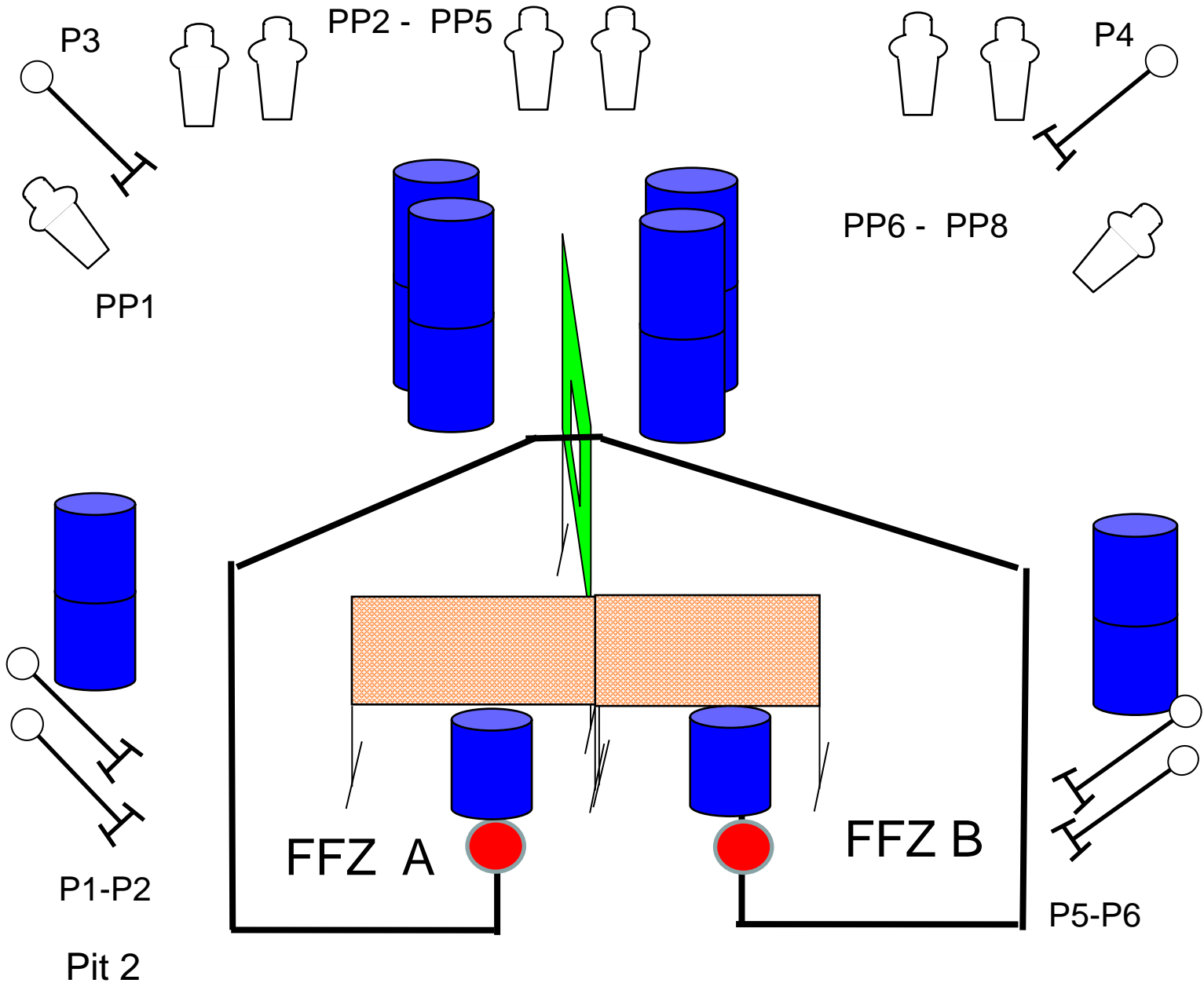
**TARGETS:** 14 steel

**SCORED HITS:** KD = 1A

**START-STOP:** Audible - Last shot

**RULES:** USPSA current edition

**STAGE PROCEDURE:** Upon start signal, engage all targets as they appear from within your respective FFZ. **YOU MUST START AND COMPLETE THE COF IN ONE (1) FFZ.** You cannot cross from FFZ A to FFZ B or vice versa..





LIPSA 2020 November Shotgun Match  
Stage 3 – Last Chance Buffet

Course Designer: R. Esposito

**START POSITION:** Standing behind any table facing downrange, wrists above shoulders.

**GUN READY CONDITION:** Loaded shotgun on any table with muzzle pointed safely downrange IAW USPSA rules.

**STAGE PROCEDURE:** Upon start signal engage PP1-PP5 from FFZ A only. Enter FFZ B and engage remaining targets as they appear.

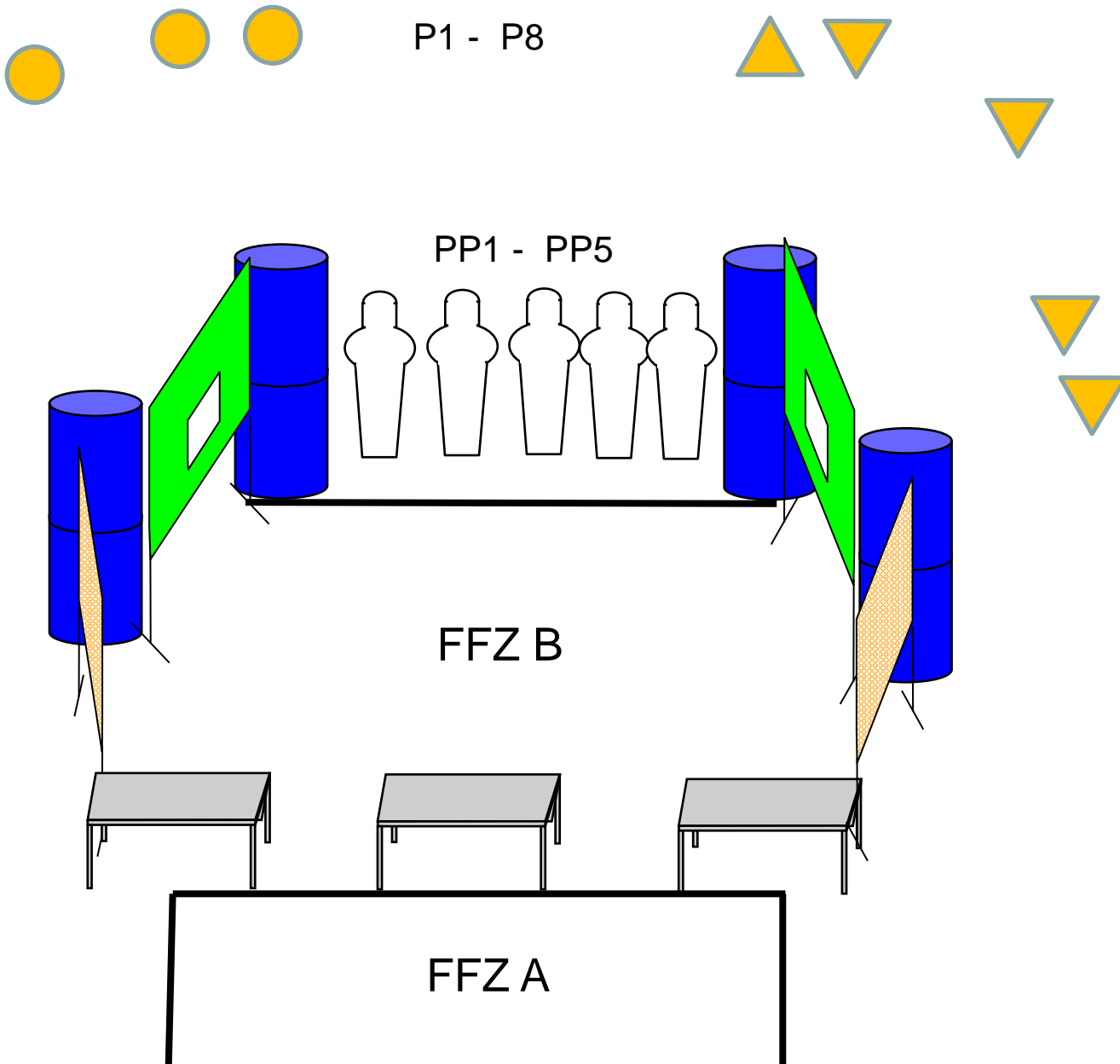
**SCORING:** Comstock, 15 rounds, 75 points

**TARGETS:** 15 steel

**SCORED HITS:** KD = 1A

**START-STOP:** Audible - Last shot

**RULES:** USPSA current edition





# LIPSA 2020 November Shotgun Match

## Stage 4 – Blindsided

Course Designer: R. Esposito

**START POSITION:** Standing w/wheels touching red mark, facing downrange, hands naturally at sides.

**GUN READY CONDITION:** Shotgun loaded on barrel A with muzzle pointed safely downrange IAW USPSA rules.

**SCORING:** Comstock, 14 rounds, 70 points

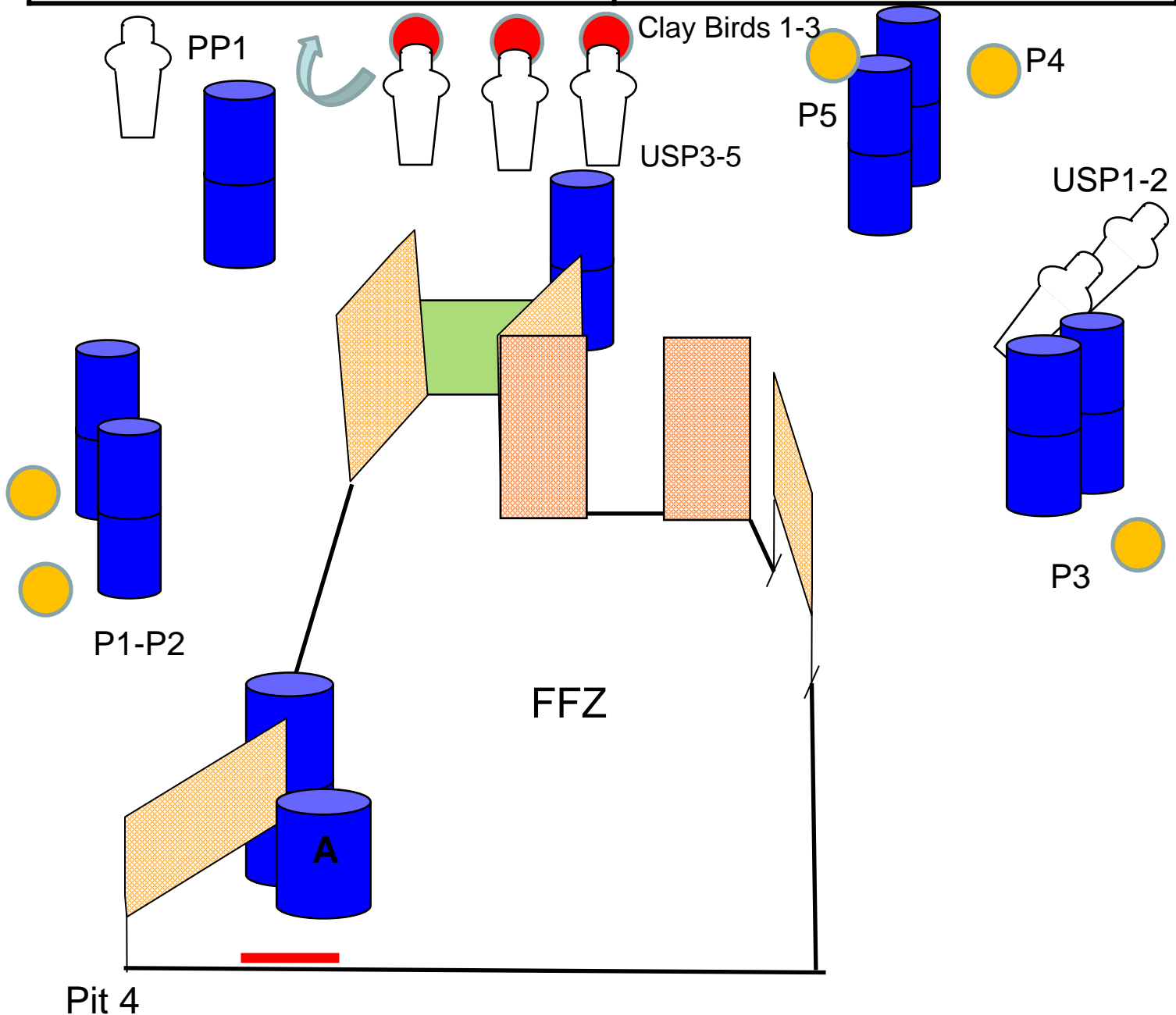
**TARGETS:** 11 steel, 3 clay birds

**SCORED HITS:** KD steel = 1A, broken clay = 1A

**START-STOP:** Audible - Last shot

**RULES:** USPSA current edition

**STAGE PROCEDURE:** Upon start signal, engage all targets from within the FFZ. P1 & P2 are activated by pressure plate. Pressure plate must be activated before engaging P1 & P2





# LIPSA 2020 November Shotgun Match

## Stage 5 – El Cazador

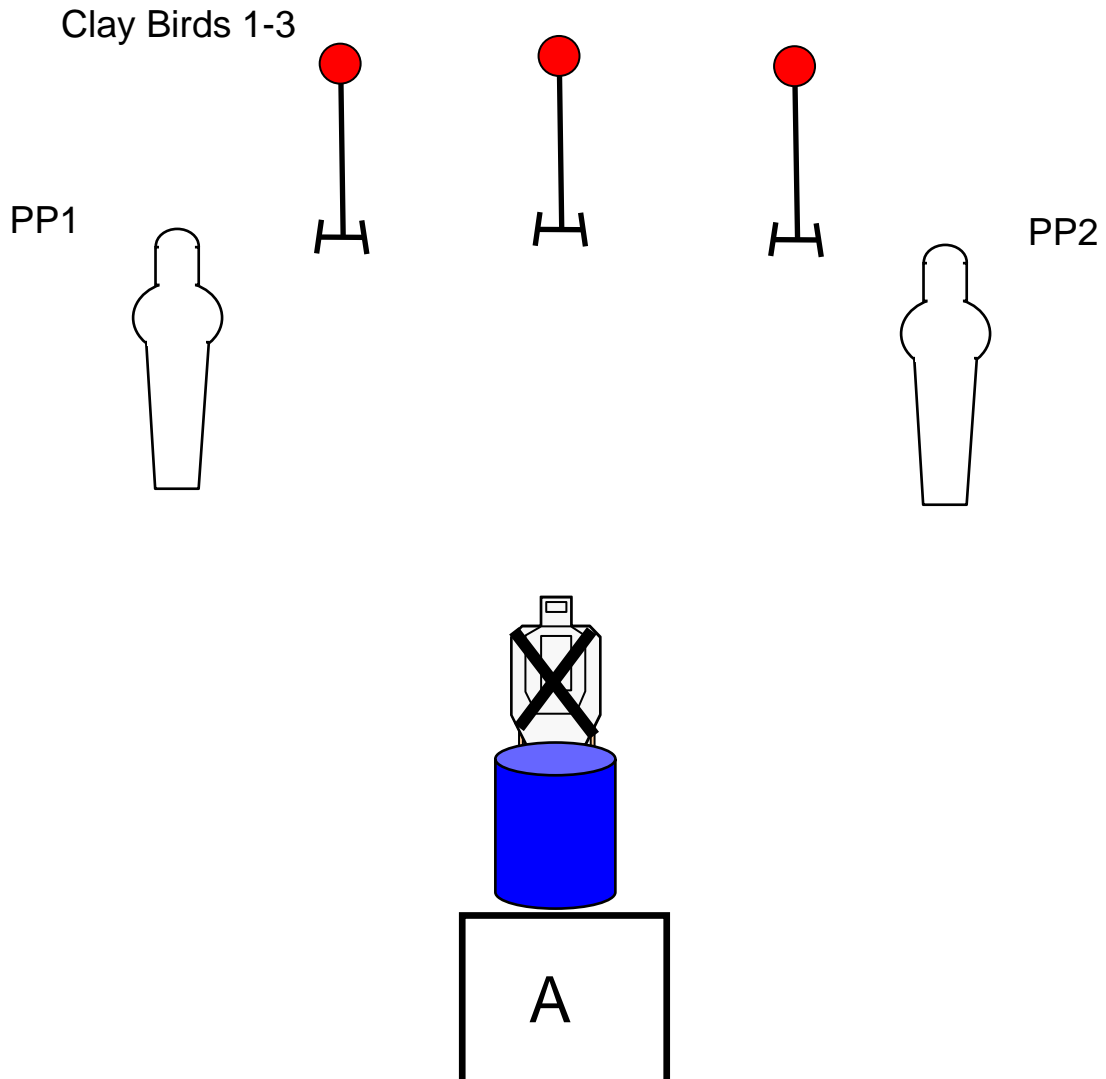
Stage Designer: R. Esposito

**START POSITION:** Standing in Box A, facing downrange, hands naturally at sides

**GUN READY CONDITION:** loaded shotgun on barrel with muzzle pointed safely downrange  
AW USPSA rules.

**STAGE PROCEDURE:** Upon start signal, engage P1-P2 and Clay Bird 1-3 from Box A.

**SCORING:** Comstock, 5 rds., 25 pts.  
**TARGETS:** 2 steel, 3 clay birds  
**SCORED HITS:** KD or broken bird = 1A  
**START-STOP:** Audible - Last shot  
**RULES:** USPSA current edition  
Extra shot: -10  
Miss: -10  
Procedural: -10





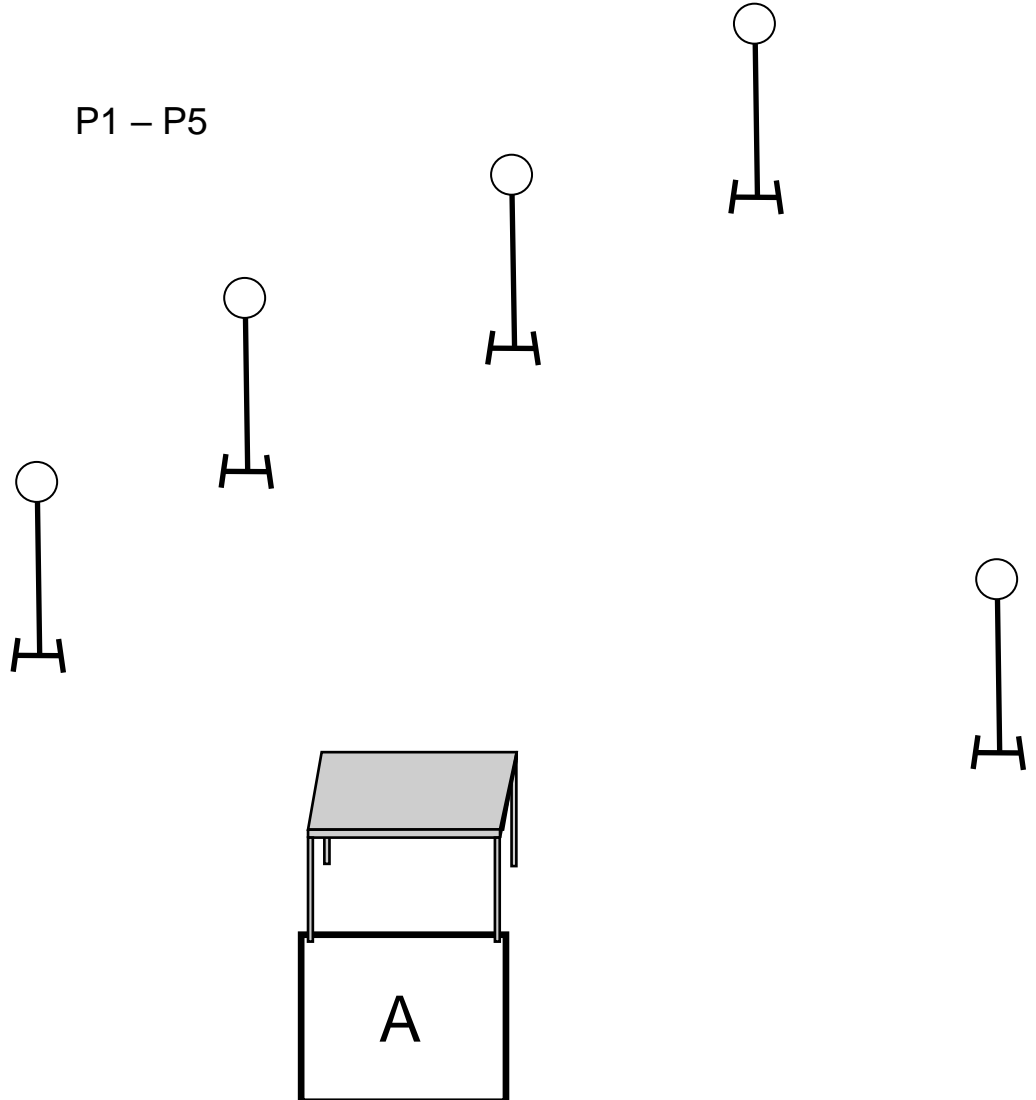
LIPSA 2020 November Shotgun Match  
**Stage 6: 5 To Go – Shotgun Style !!**  
Stage Designer: R. Esposito

**START POSITION:** Standing in Box A, facing downrange, hands naturally at sides

**GUN READY CONDITION:** Shotgun pointed safely downrange with butt of shotgun touching belt IAW USPSA rules.

**STAGE PROCEDURE:** Upon start signal, engage P1 – P5 from Box A.

**SCORING:** Comstock, 5 rds., 25 pts.  
**TARGETS:** 5 steel  
**SCORED HITS:** KD = 1A  
**START-STOP:** Audible - Last shot  
**RULES:** USPSA current edition  
Extra shot: -10  
Miss: -10  
Procedural: -10







# LIPSA 2020 November Shotgun Match

## Stage 7 – Hellboyz

Course Designer: R. Esposito

**START POSITION:** Standing behind table, facing downrange, hands naturally at sides

**GUN READY CONDITION:** Loaded shotgun on table muzzle pointed safely downrange IAW USPSA rules.

**STAGE PROCEDURE:** Upon start signal engage all targets as they appear from within the FFZ.

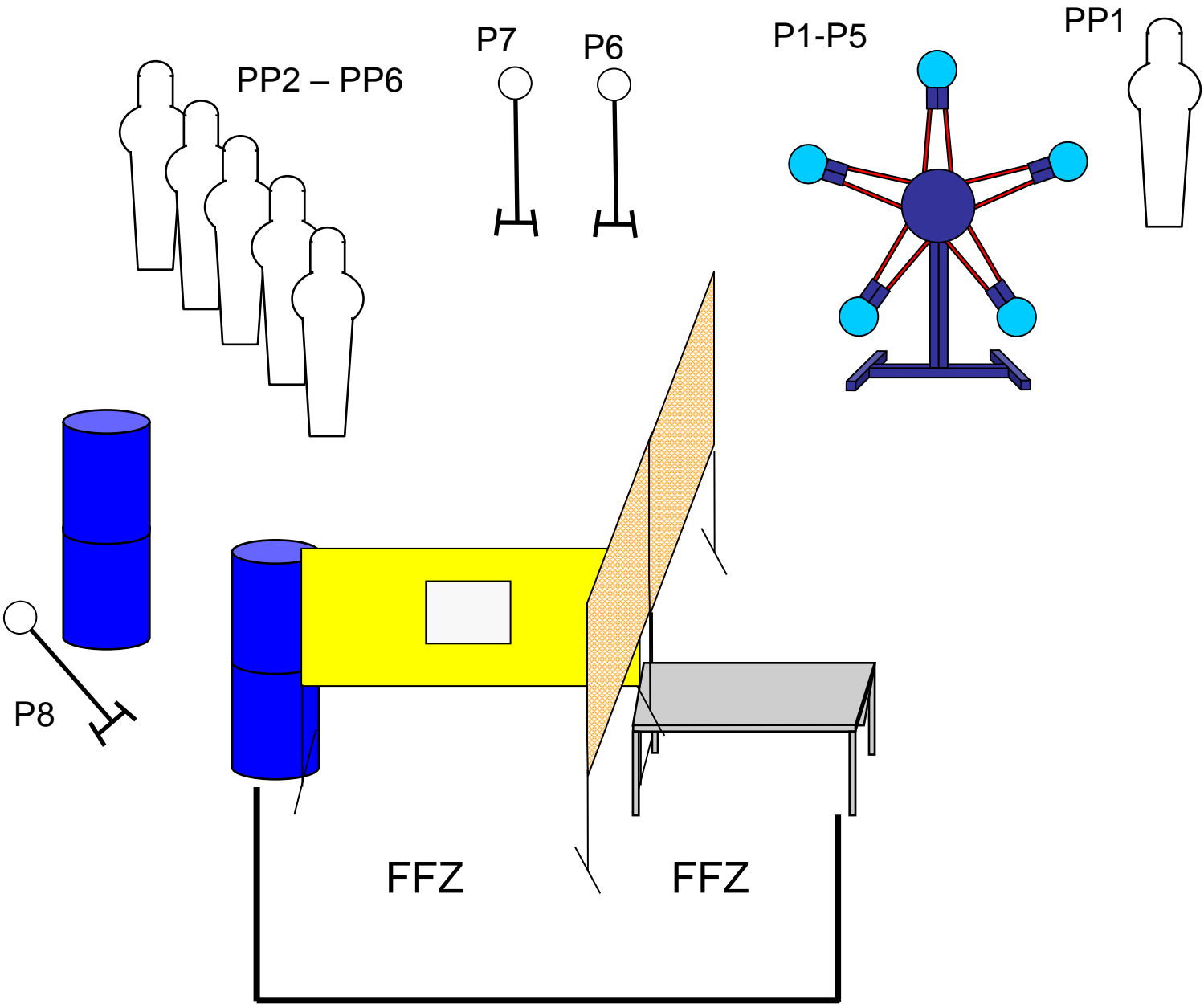
**SCORING:** Comstock, 14 rounds, 70 points

**TARGETS:** 14 steel

**SCORED HITS:** KD steel = 1A

**START-STOP:** Audible - Last shot

**RULES:** USPSA current edition



Pit 6 stage 7



LIPSA 2020 November Shotgun Match  
**Stage 8 – John Wick warm-up**  
Course Designer: R. Esposito

**START POSITION:** Standing behind table **directly** in front of middle no shoot. facing downrange, wrists above shoulders.

**GUN READY CONDITION:** Loaded shotgun on table with muzzle pointed safely downrange IAW USPSA rules.

**SCORING:** Comstock, 13 rounds, 65 points  
**TARGETS:** 13 steel  
**SCORED HITS:** KD steel = 1A  
**START-STOP:** Audible - Last shot  
**RULES:** USPSA current edition

**STAGE PROCEDURE:** Upon start signal, engage all targets as they appear from within the FFZ.

