



**LIPSA**

# Holiday House

**Special Thanks:**

**RULES:** Practical Shooting Handbook, Latest Edition **Course Designer: Michael Linsalata**

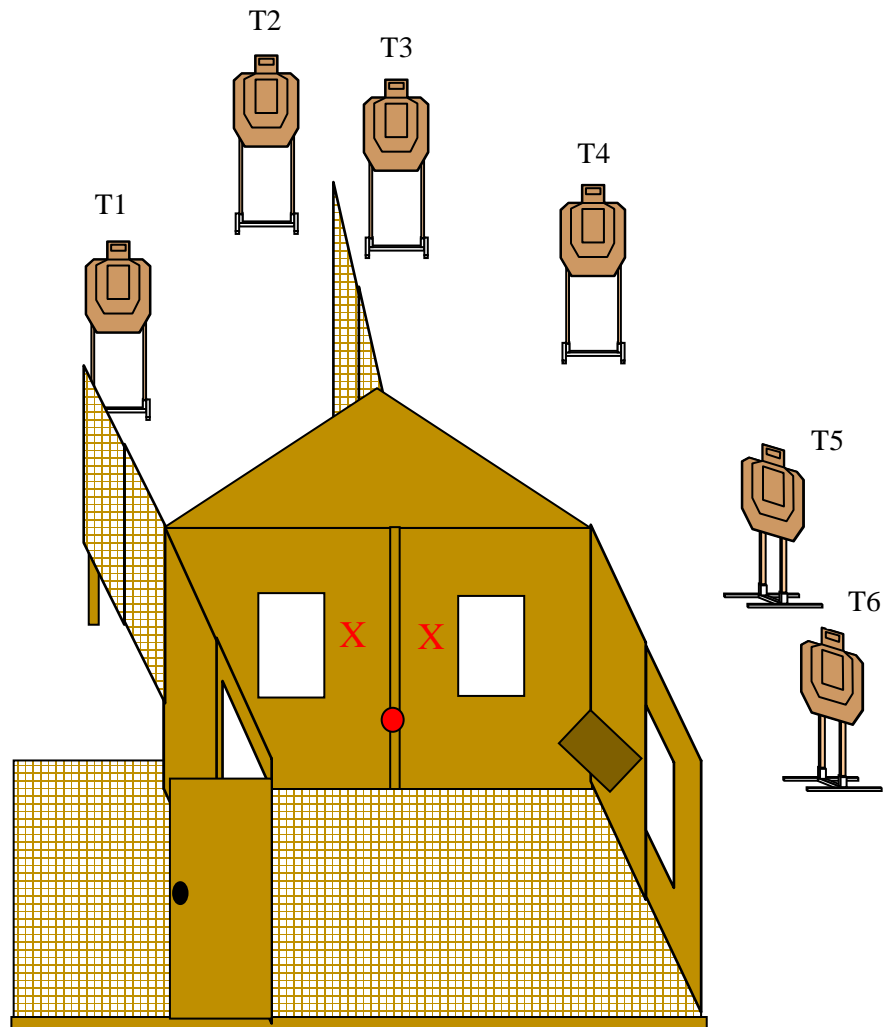
**START POSITION:** Standing with hands flat on X's. Gun holstered, but **UNLOADED**. PCC start is gun **UNLOADED**. Safety on. Muzzle touching mark on wall. Butt of gun touching belt.

## STAGE PROCEDURE

At signal, load gun with mag from belt, then engage all targets as they become visible from within the house. **All targets get 3 rounds each.**

## SCORING

**SCORING:** Comstock, 18 rounds, 90 points  
**TARGETS:** 6 USPSA  
**SCORED HITS:** Best 3 per USPSA  
**START-STOP:** Audible-Last Shot



**Stage 1**



# LIPSA

# Santa's Surprise!!

Special thanks: **Kris Kringle**

**RULES:** Practical Shooting Handbook, Latest Edition **Course Designer: Michael Linsalata**

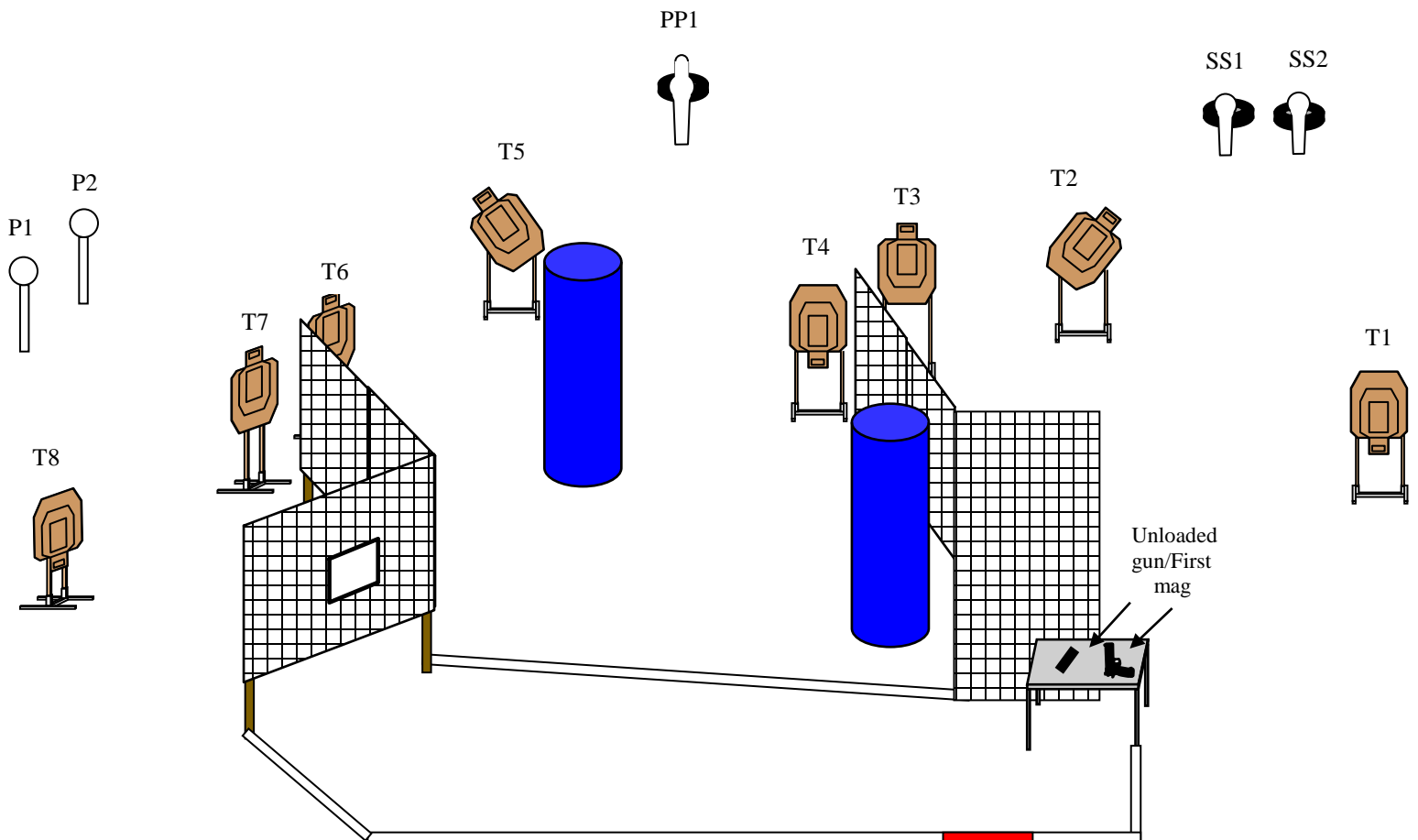
**START POSITION:** Standing with heels touching **RED** mark, wrists below belt. Unloaded gun and first mag on table. PCC has same start position.

### STAGE PROCEDURE

At signal, load gun with mag from table. Then engage all targets and steel as they become visible from within the fault lines.

### SCORING

**SCORING:** Comstock, 21 rounds, 105 points  
**TARGETS:** 8 USPSA, 5 steel  
**SCORED HITS:** Best 2 per USPSA, Steel Down= 1A  
**START-STOP:** Audible-Last Shot





**LIPSA**

# Hanukkah Hoedown

Special Thanks:

**RULES:** Practical Shooting Handbook, Latest Edition **Course Designer: Michael Linsalata**

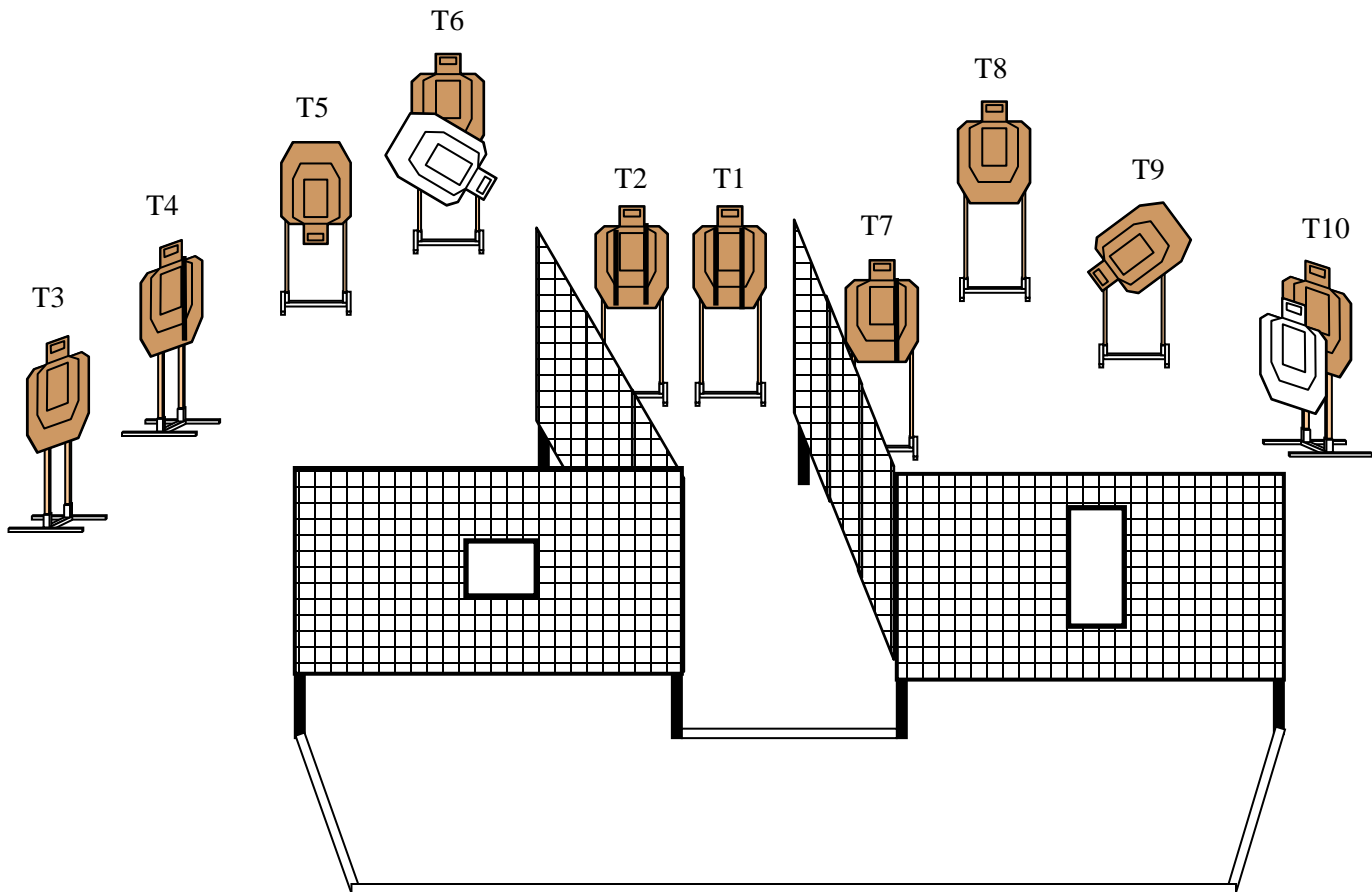
**START POSITION:** Standing anywhere in shooting area, wrists above shoulders. Gun loaded and holstered. PCC start is gun loaded. Safety on. Muzzle pointed down range. Butt touching belt.

### STAGE PROCEDURE

At signal, engage all targets as they become visible from within the fault lines.

### SCORING

**SCORING:** Comstock, 20 rounds, 100 points  
**TARGETS:** 10 USPSA  
**SCORED HITS:** Best 2 per USPSA  
**START-STOP:** Audible-Last Shot



**Stage 3**



**LIPSA**

# Frosty's Walk

Special Thanks: Navy Seals, Wet Work

**RULES:** Practical Shooting Handbook, Latest Edition **Course Designer: Michael Linsalata**

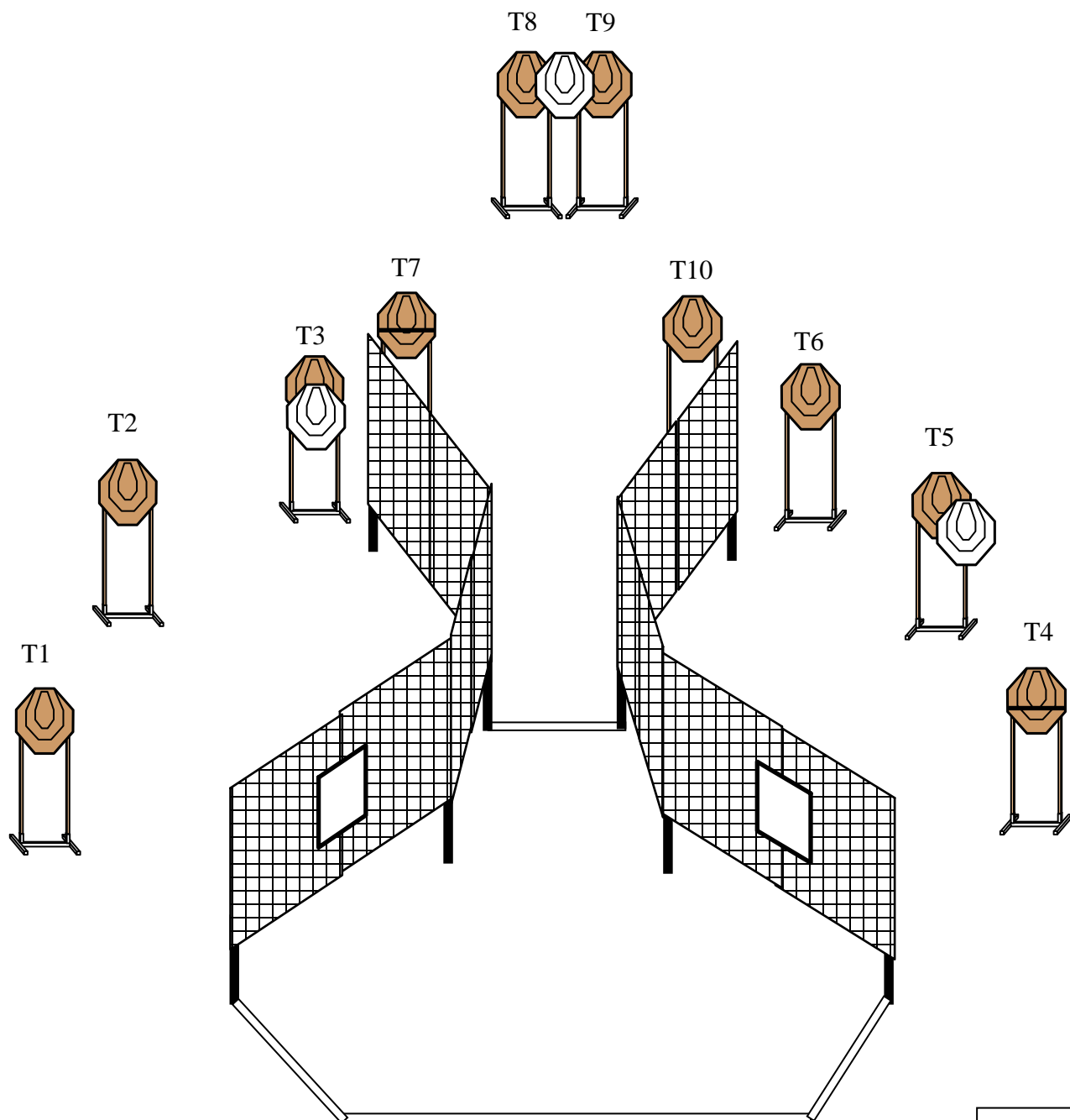
**START POSITION:** Standing anywhere in shooting area, wrists below belt. Gun loaded and holstered.  
PCC start is gun loaded. Safety on. Muzzle pointed down range. Butt touching belt.

## STAGE PROCEDURE

At signal, engage all targets as they become visible from within the fault lines.

## SCORING

**SCORING:** Comstock, 20 rounds, 100 points  
**TARGETS:** 10 IPSC  
**SCORED HITS:** Best 2 per IPSC  
**START-STOP:** Audible-Last Shot



**Stage 4**



# LIPSA

# Snow Storm

**Special Thanks:**

**RULES:** Practical Shooting Handbook, Latest Edition **Course Designer: Dan Lutz**

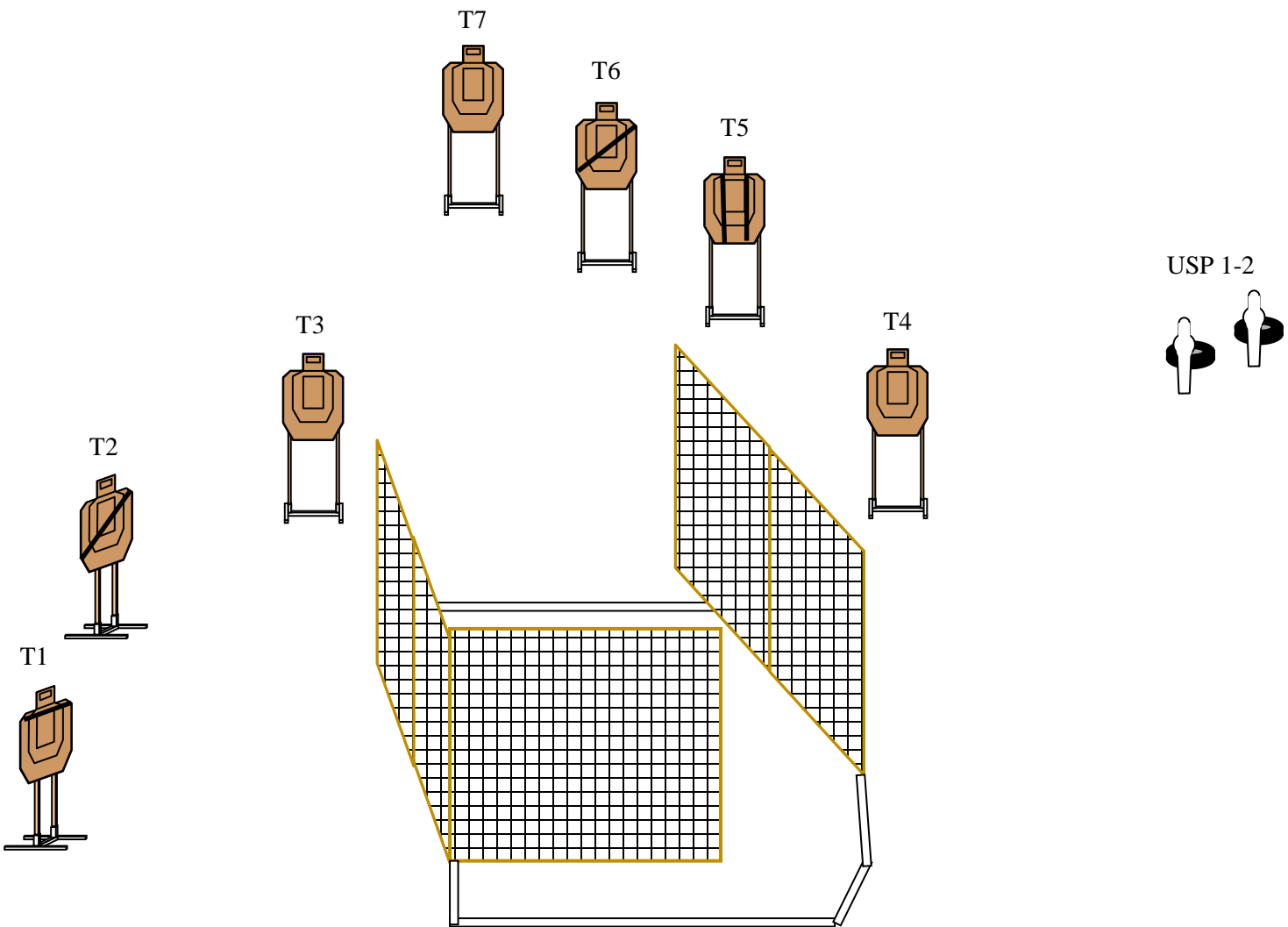
**START POSITION:** Standing anywhere in shooting Area, wrists below belt. Gun loaded and holstered.  
PCC start is gun loaded, safety on. Pointing down range. Butt of gun touching belt.

### STAGE PROCEDURE

At signal, engage all targets and steel as they become visible from within the shooting area.

### SCORING

**SCORING:** Comstock, 16 rounds, 80 points  
**TARGETS:** 7 USPSA, 2 steel  
**SCORED HITS:** Best 2 per USPSA, Steel Down = 1A  
**START-STOP:** Audible-Last Shot





**LIPSA**

# Holiday Turtles

Special Thanks: NISA

RULES: Practical Shooting Handbook, Latest Edition Course Designer: **Michael Linsalata**

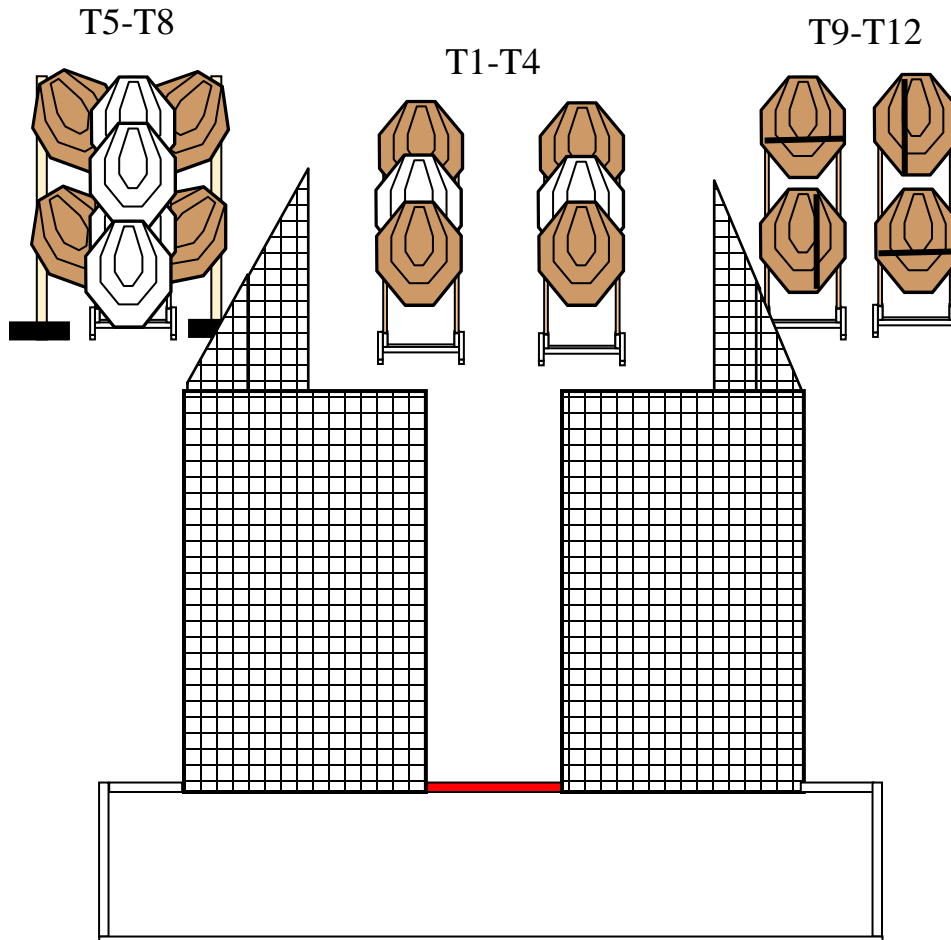
**START POSITION:** Standing with toes touching **RED** mark, wrists above shoulders. Gun loaded and holstered. PCC start is gun loaded. Safety on. Muzzle pointed down range. Butt touching belt.

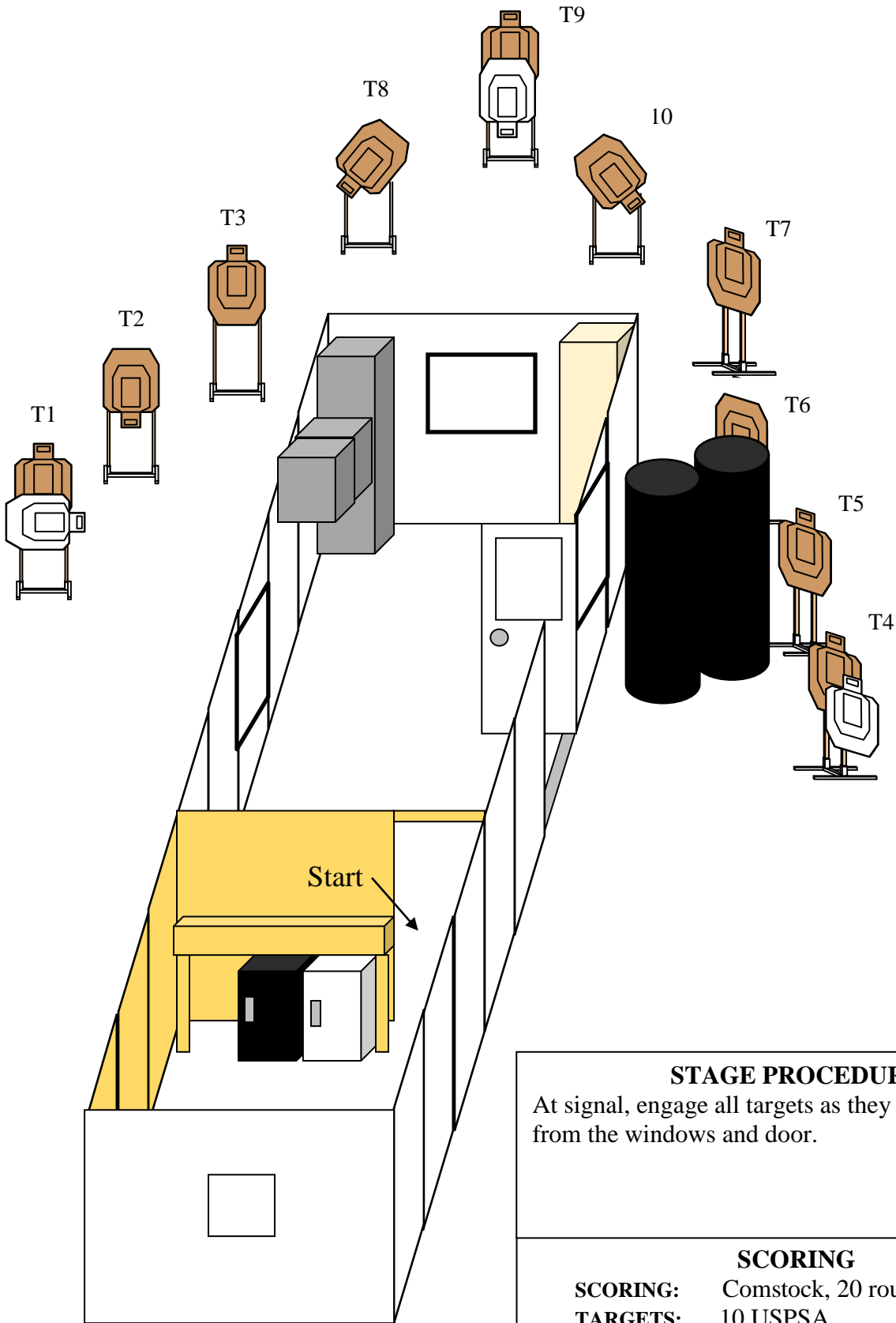
### STAGE PROCEDURE

At signal, engage all targets as they become visible from within the fault lines.

### SCORING

**SCORING:** Comstock, 24 rounds, 120 points  
**TARGETS:** 12 IPSC  
**SCORED HITS:** Best 2 per IPSC  
**START-STOP:** Audible-Last Shot





# LIPSA Saving Christmas

<b>STAGE PROCEDURE</b>	
At signal, engage all targets as they become visible from the windows and door.	
<b>SCORING</b>	
<b>SCORING:</b>	Comstock, 20 rounds, 100 points
<b>TARGETS:</b>	10 USPSA
<b>SCORED HITS:</b>	Best 2 per USPSA
<b>START-STOP:</b>	Audible-Last Shot

**RULES:** Practical Shooting Handbook, Latest Edition **Course Designer: Michael Linsalata**

**START POSITION:** Standing in middle of rear doorway. Wrists below belt. Gun loaded and holstered. PCC start is gun loaded. Safety on. Muzzle pointed down range. Butt touching belt.

**Stage 7**  
(200)