



LIPSA

Hard Home

Special Thanks: GOT

RULES: Practical Shooting Handbook, Latest Edition **Course Designer: Michael Linsalata**

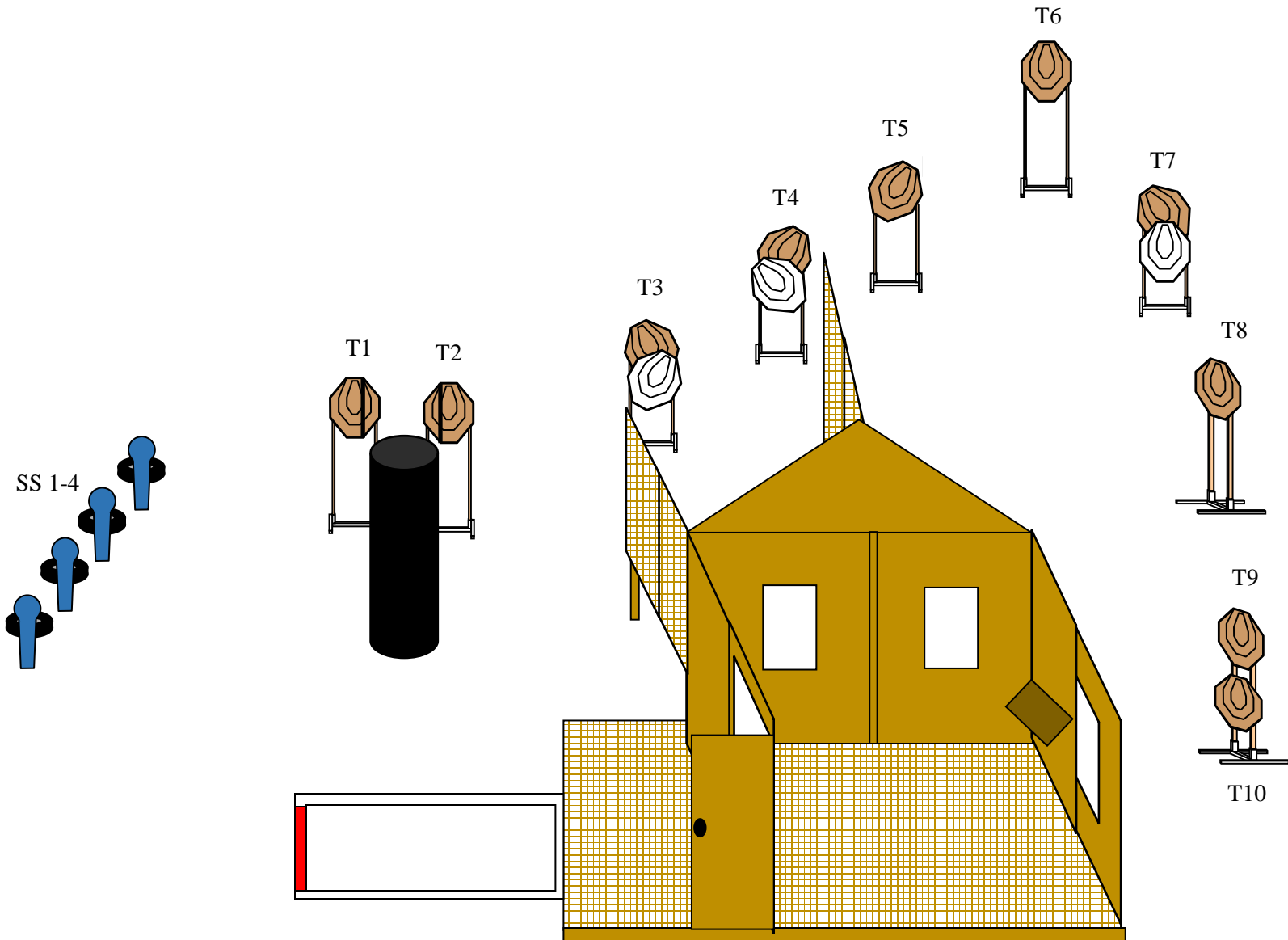
START POSITION: Standing with feet straddling **RED** mark, wrists below belt. Gun loaded and holstered. PCC start is gun loaded. Safety on. Muzzle pointed down range. Butt touching belt.

STAGE PROCEDURE

At signal, engage all targets and steel as they become visible from within the shooting area. **(Fault lines, deck and house are the shooting areas).**

SCORING

SCORING: Comstock, 24 rounds, 120 points
TARGETS: 10 IPSC, 4 steel
SCORED HITS: Best 2 per IPSC, steel down= 1A
START-STOP: Audible-Last Shot



Stage 1



LIPSA

Just Swingin' In The Rain

Special Thanks: Lori Casper

RULES: Practical Shooting Handbook, Latest Edition **Course Designer: Michael Linsalata**

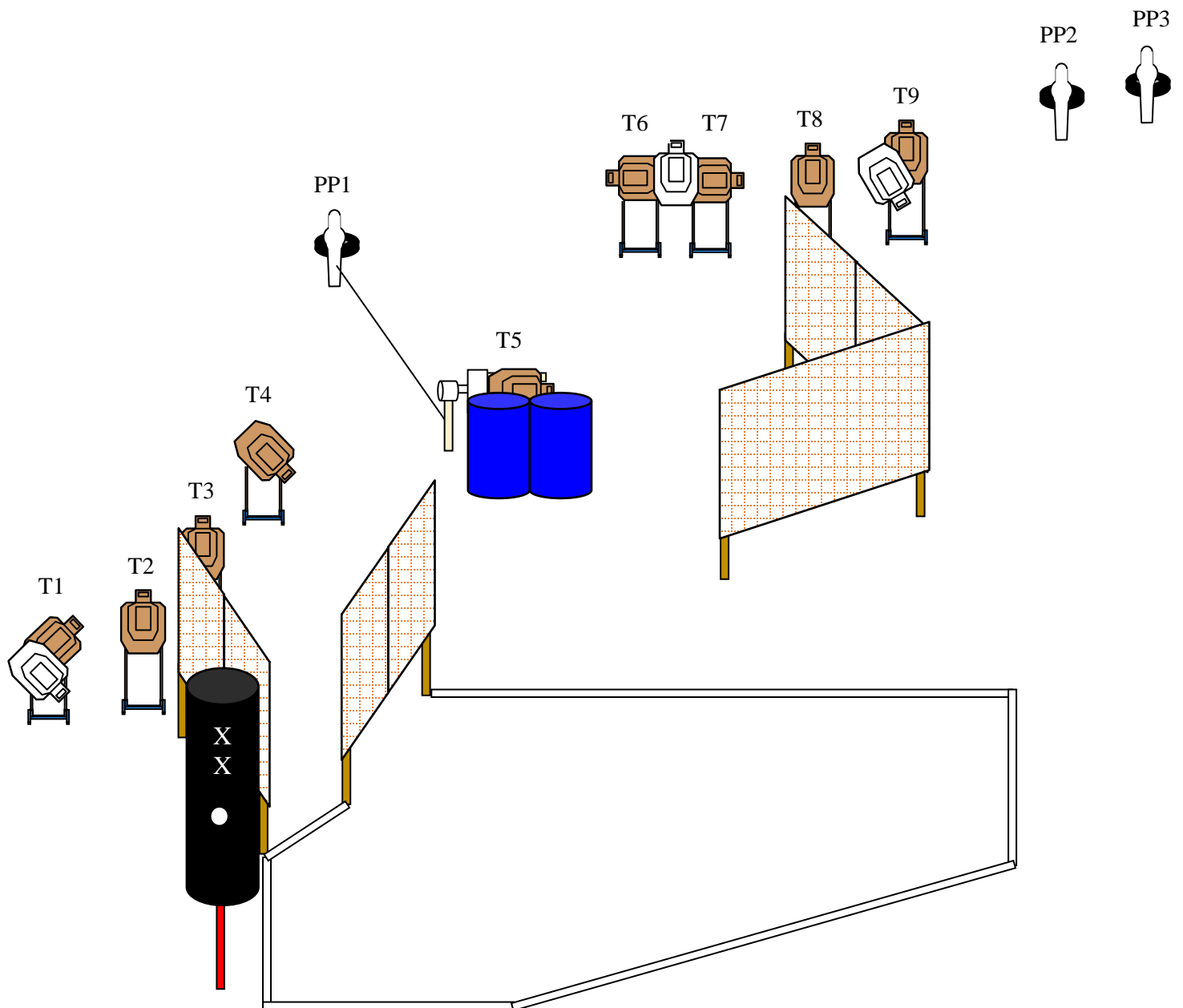
START POSITION: Standing with hands flat on X's. Feet straddling **RED** fault line. Gun loaded and holstered. PCC start is gun loaded. Safety on. Muzzle touching mark on barrel.

STAGE PROCEDURE

At signal, engage all targets and steel as they become visible from within the fault lines. (**PP1** activates **T5**. (Swinging target). **T5** must be activated before being engaged).

SCORING

SCORING: Comstock, 21 rounds, 105 points
TARGETS: 9 USPSA, 3 steel
SCORED HITS: Best 2 per USPSA, Steel Down = 1A
START-STOP: Audible-Last Shot



Stage 2



LIPSA

Lite It Up

Special Thanks: Larry Turner

RULES: Practical Shooting Handbook, Latest Edition Course Designer: **Michael Linsalata**

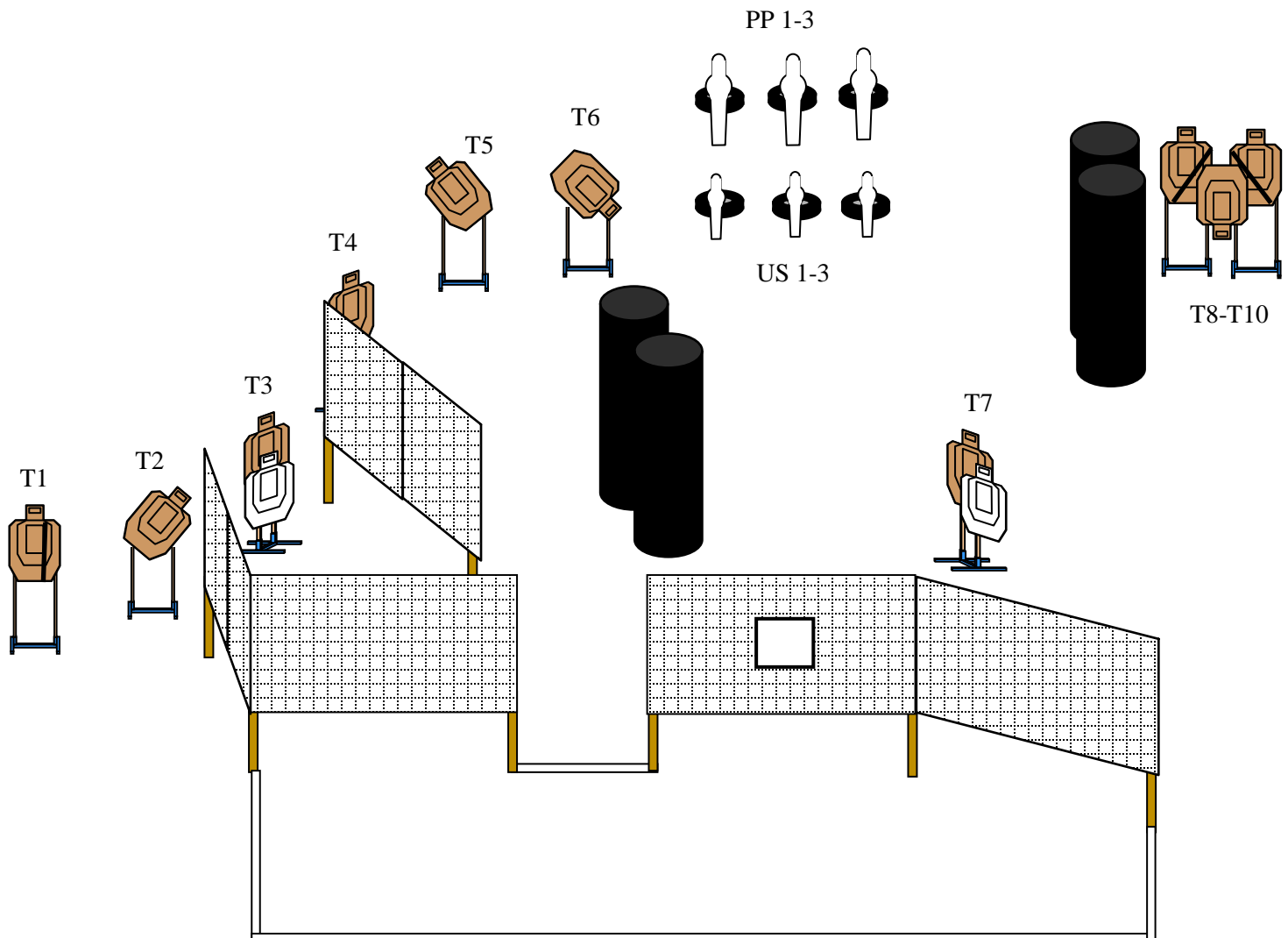
START POSITION: Standing anywhere in shooting area, wrists below belt. Gun loaded and holstered. PCC start is gun loaded. Safety on. Muzzle pointed down range. Butt touching belt.

STAGE PROCEDURE

At signal, engage all targets and steel as they become visible from within the fault lines.

SCORING

SCORING: Comstock, 26 rounds, 130 points
TARGETS: 10 USPSA, 6 pieces of steel
SCORED HITS: Best 2 per USPSA, Steel Down = 1A
START-STOP: Audible-Last Shot





LIPSA

Corner Pockets

Special Thanks: NISA

RULES: Practical Shooting Handbook, Latest Edition **Course Designer: Michael Linsalata**

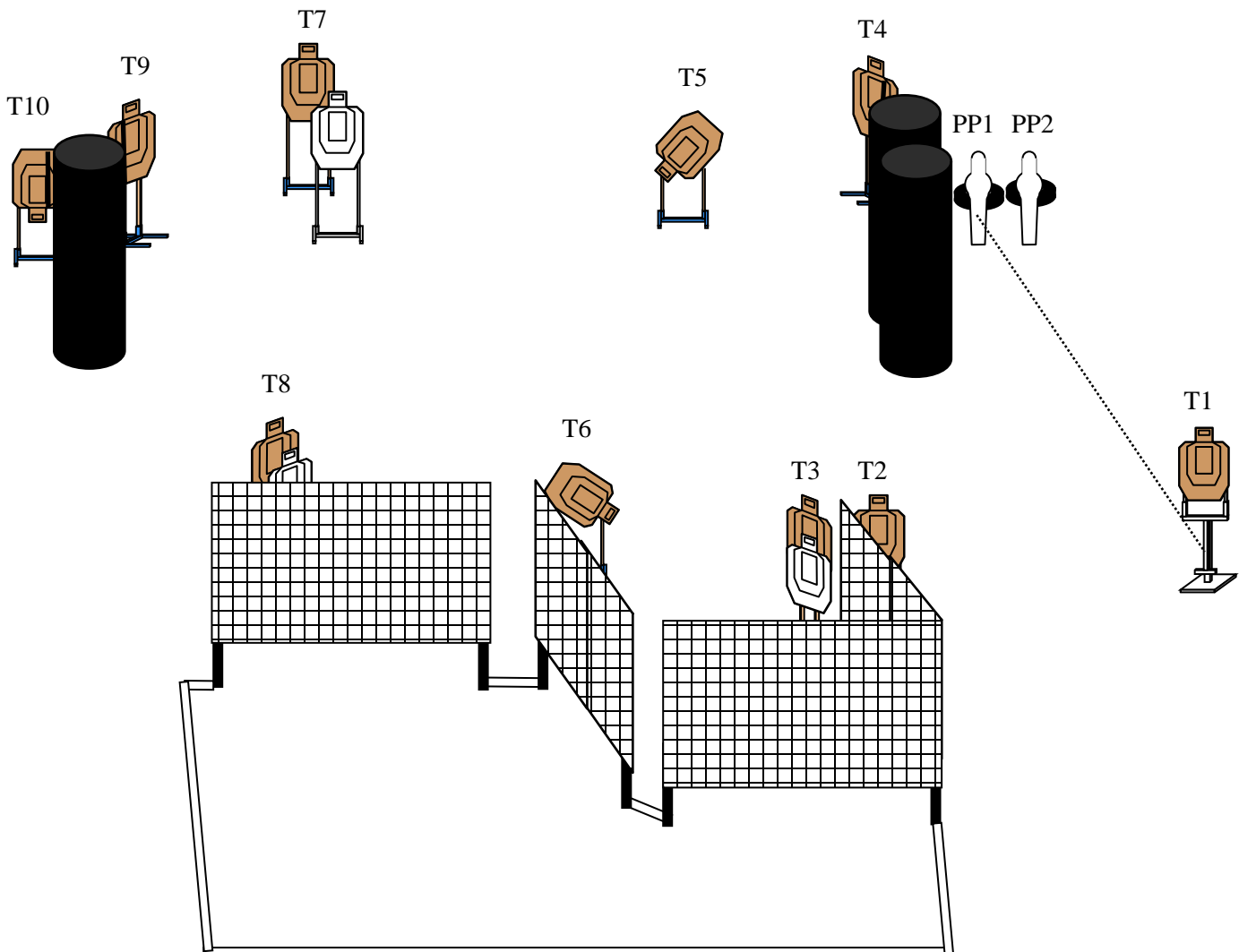
START POSITION: Standing anywhere in shooting area, wrists below belt. Gun loaded and holstered. PCC start is gun loaded. Safety on. Muzzle pointed down range. Butt touching belt.

STAGE PROCEDURE

At signal, engage all targets and steel as they become visible from within the shooting area. (PP1 activates T1. (Disappearing target). T1 has to be activated before being engaged).

SCORING

SCORING: Comstock, 22 rounds, 110 points
TARGETS: 10 USPSA, 2 PP
SCORED HITS: Best 2 per USPSA, Steel Down = 1A
START-STOP: Audible-Last Shot



Stage 4



LIPSA

Reverse Sidewaze

RULES: Practical Shooting Handbook, Latest Edition **Course Designer:** Michael Linsalata

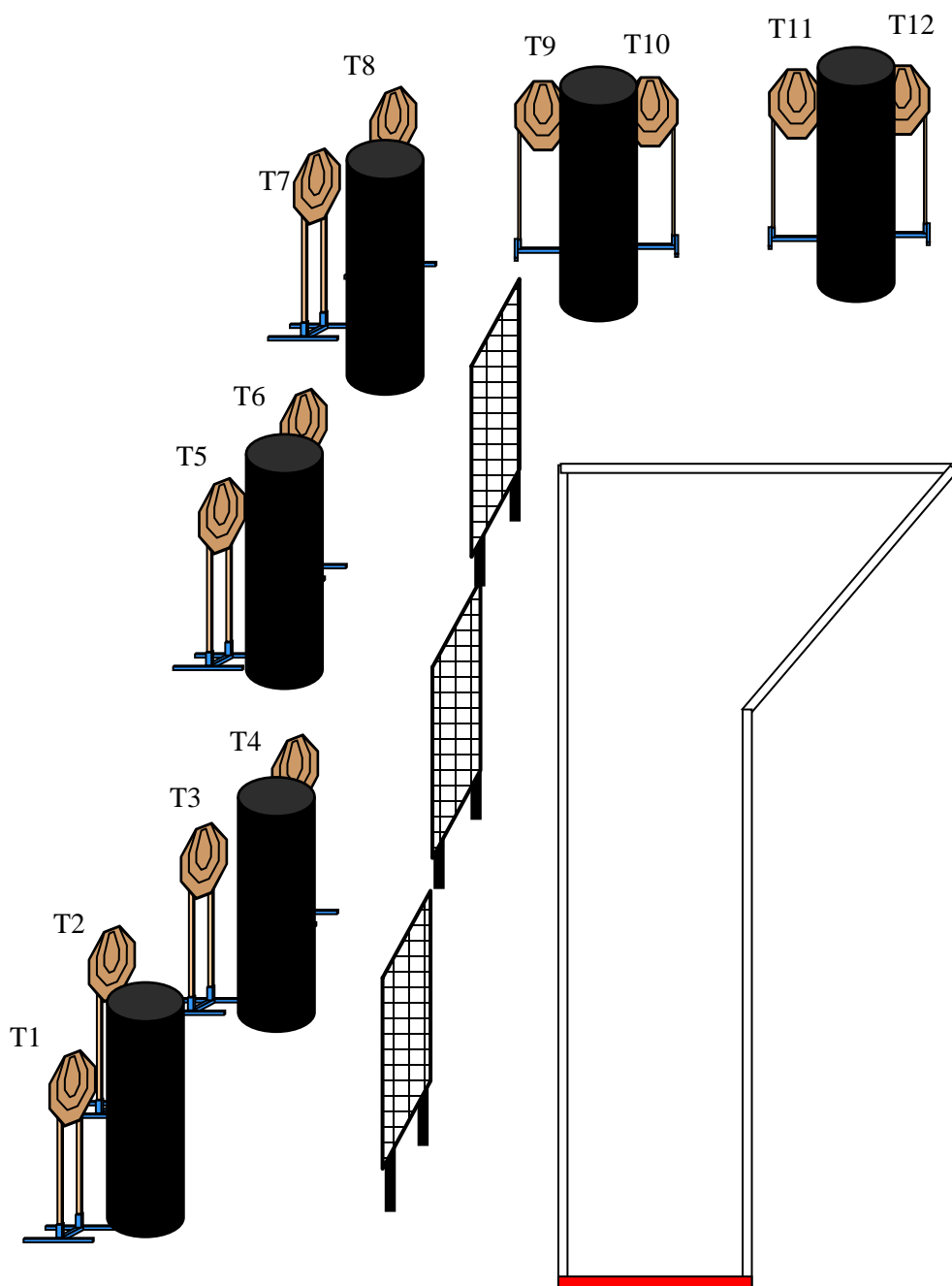
START POSITION: Standing with heels touching **RED** mark, wrists below belt. Gun loaded and holstered. PCC start is gun loaded. Safety on. Muzzle pointed down range. Butt touching belt.

STAGE PROCEDURE

At signal, engage all targets as they become visible from within the fault lines.

SCORING

SCORING:	Comstock, 24 rounds, 120 points
TARGETS:	12 IPSC
SCORED HITS:	Best 2 per IPSC
START-STOP:	Audible-Last Shot



Stage 5



LIPSA

Maximum Ride

Special Thanks: www.calguns.net

RULES: Practical Shooting Handbook, Latest Edition **Course Designer: Michael Linsalata**

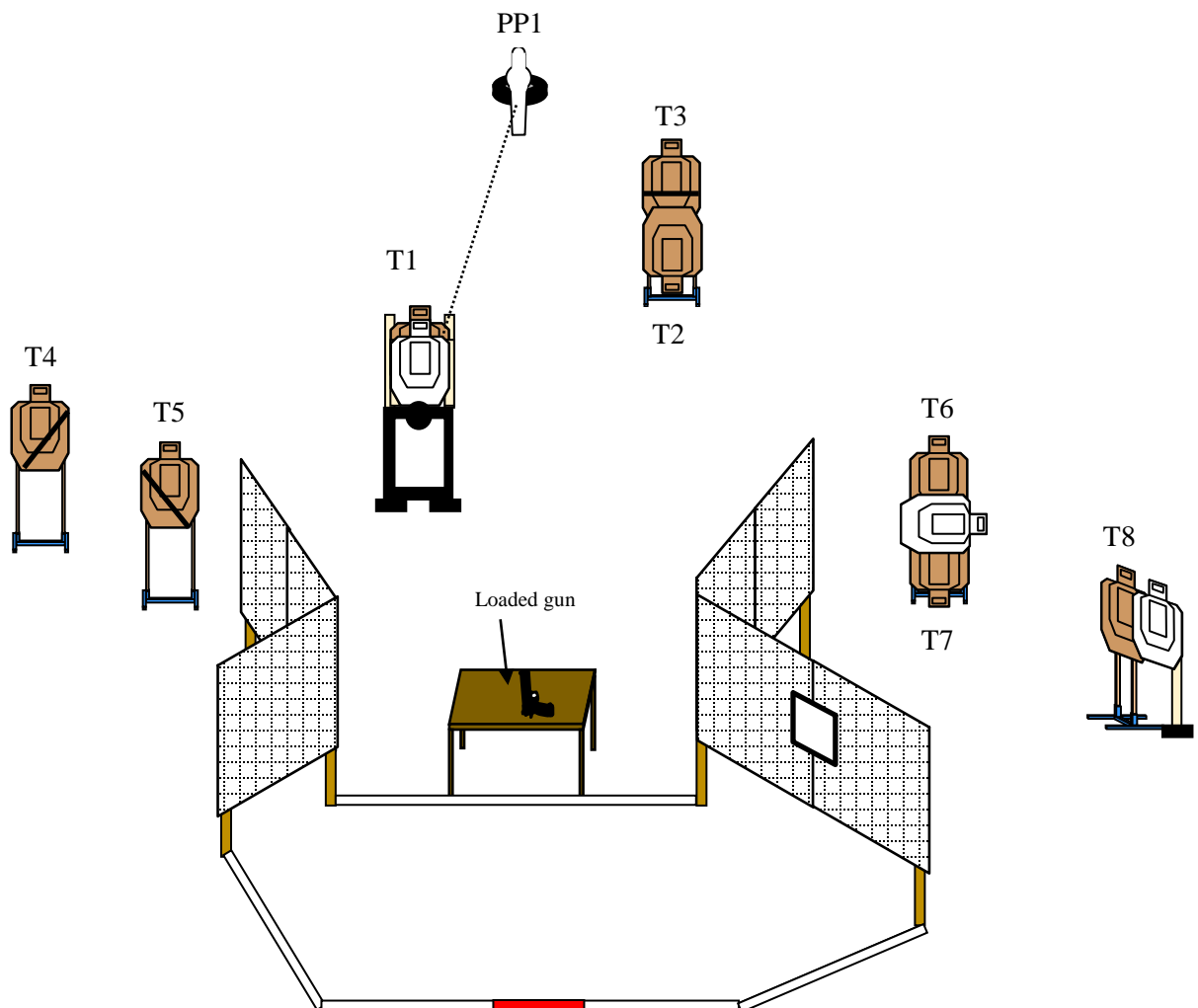
START POSITION: Standing with heels touching **RED** mark, wrists below belt. Loaded gun on table.
PCC has same start position.

STAGE PROCEDURE

At signal, retrieve gun from table, then engage all targets and steel as they become visible from within the fault lines. **(PP1 activates T1. Max Trap. T1 must be activated before being engaged).**

SCORING

SCORING: Comstock, 17 rounds, 85 points
TARGETS: 8 USPSA, 1 PP
SCORED HITS: Best 2 per USPSA, Steel Down = 1A
START-STOP: Audible-Last Shot





CM 03-05

Paper Poppers

RULES: USPSA Handgun Competition Rules, current edition **COURSE DESIGNER:** Clif King – Modifications by US Design Team

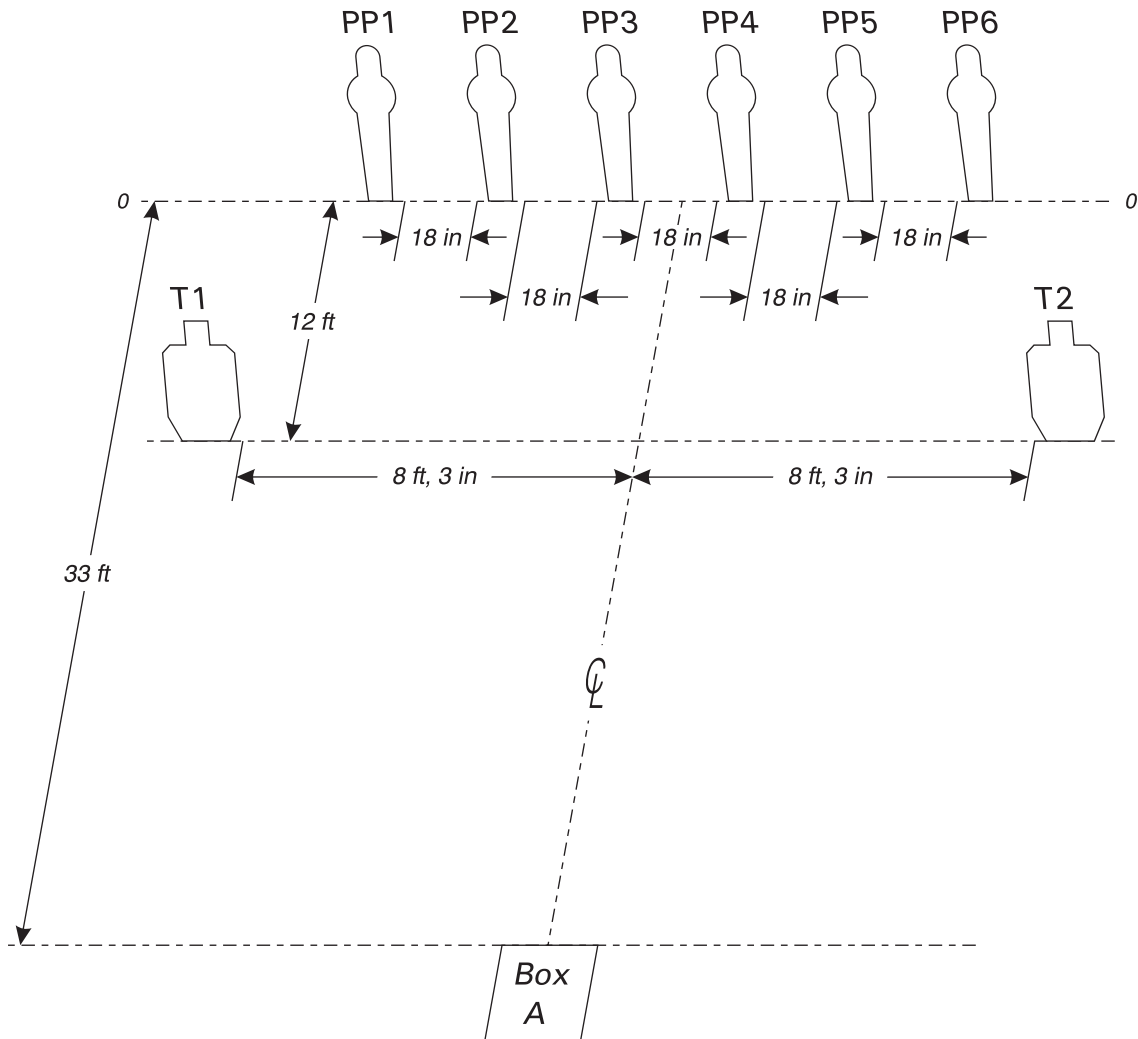
START POSITION: Standing in Box A, hands at surrender position (wrists above shoulders). Handgun is loaded and holstered as per ready condition in rule 8.1.1 and 8.1.2.

STAGE PROCEDURE

Upon start signal, engage either Array 1, or Array 2, perform a mandatory reload and engage the second array. Paper requires two rounds each and steel must fall to score. A mandatory reload is required whenever changing arrays. Array 1 = paper; Array 2 = steel.

SCORING

SCORING: Comstock, 10 rounds, 50 points
TARGETS: 2 Metric, 6 Pepper poppers
SCORED HITS: Best 2/paper, KD = 1 A
START - STOP: Audible - Last shot
PENALTIES: Per current edition USPSA Handgun Competition Rules



SETUP NOTES: Set paper targets to 5 feet high at shoulders. Box A is 3-feet by 3-feet.

