

LIPSA 2-Gun Divisions

This year we are adding two pistol divisions and two PCC divisions for our 2 gun match. Any USPSA legal calibers can be used. All are score minor. Start position with all guns will be loaded, safety on, held at low ready. Unless otherwise listed in stage briefing. Shotguns, PCC's and pistols will be used to engage steel. Rifles for paper targets. All rifles will be scored minor.

Shotgun-

Open Auto- Semi auto shotgun with rifle, optics on one or both guns. (10+1 on both)

Limited Auto- Semi auto shotgun with rifle, iron sights on both guns. (10 + 1 on both)

Open pump- Pump shotgun with rifle, optic on one or both. (Up to 8+1 shotgun, 10+1 rifle)

Limited Pump- pump shotgun with rifle, iron sights on both. (Up to 8+1 shotgun. 10+1 rifle)

Handgun-

Open- Handgun with rifle, optics on one or both guns. (10+1 on both)

Limited- Handgun with rifle, iron sights on both guns. (10 +1 on both)

PCC-

Open- PCC with rifle, optics on one or both guns. (10+1 on both)

Limited- PCC with rifle, iron sights on both guns. (10+1 on both)



LIPSA 2 GUN

House Party

Special Thanks:

RULES: Practical Shooting Handbook, Latest Edition **Course Designer:** Michael Linsalata

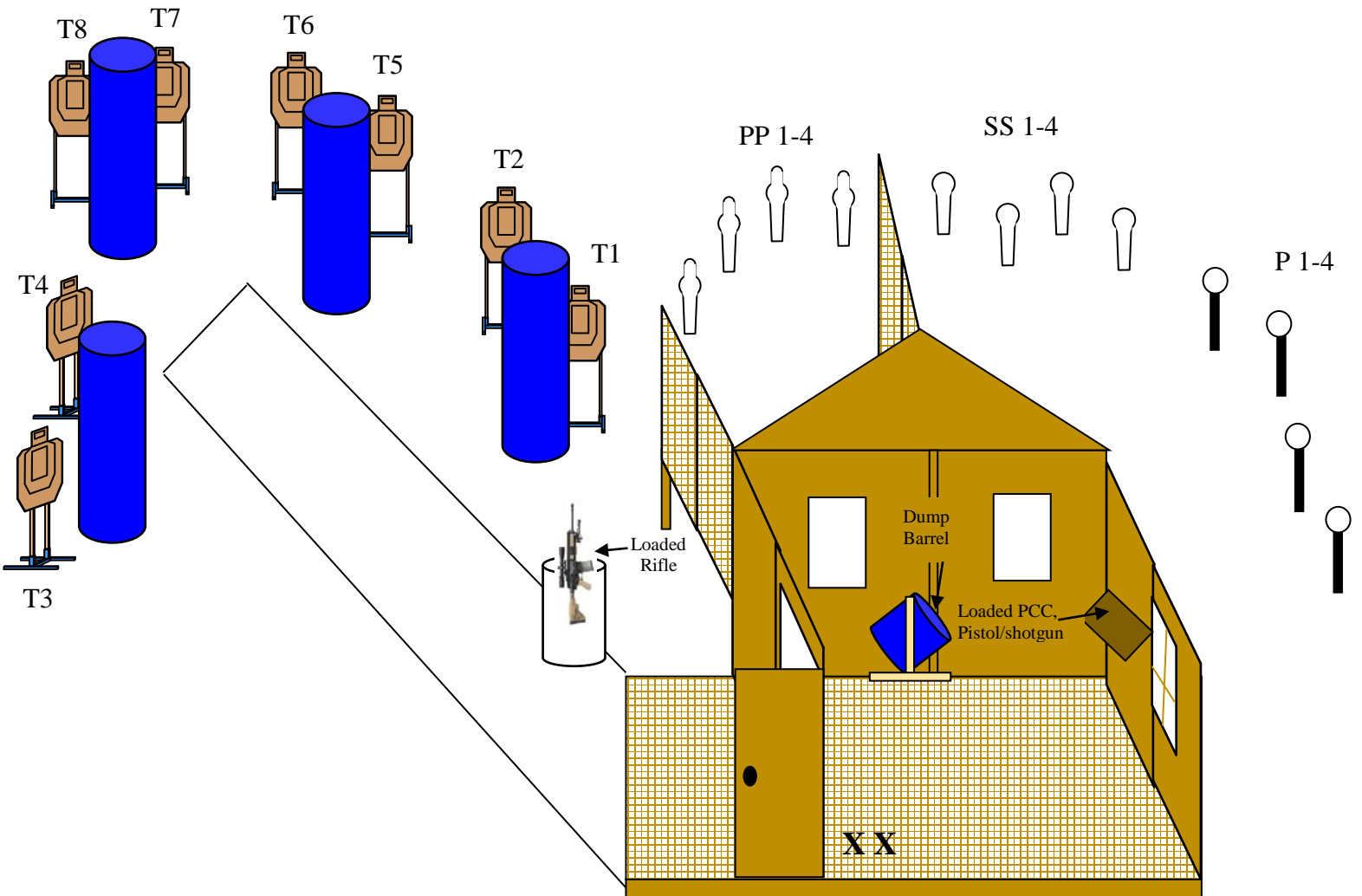
START POSITION: Standing on X's, hands relaxed at sides. Loaded shotgun, pistol or PCC on shelf in house. Loaded rifle on Barrel.

STAGE PROCEDURE

At signal, retrieve loaded shotgun/pistol from shelf, then engage P1-12 through windows. Unload shotgun/pistol/PCC and place in Dump Barrel. Proceed through door, pick up loaded rifle from barrel and engage T1-T8 as they become visible from within the fault lines.

SCORING

SCORING:	Comstock, 28 rounds, 140 points
TARGETS:	8 IPSC, 12 pieces of steel
SCORED HITS:	Best 2 per Rifle, steel down= 1A
START-STOP:	Audible-Last Shot
PENALTIES:	Procedural -10
	No-shoot hit -10
	Miss -10



STAGE 1



LIPSA 2 Gun "Primary" Colors

Special Thanks:

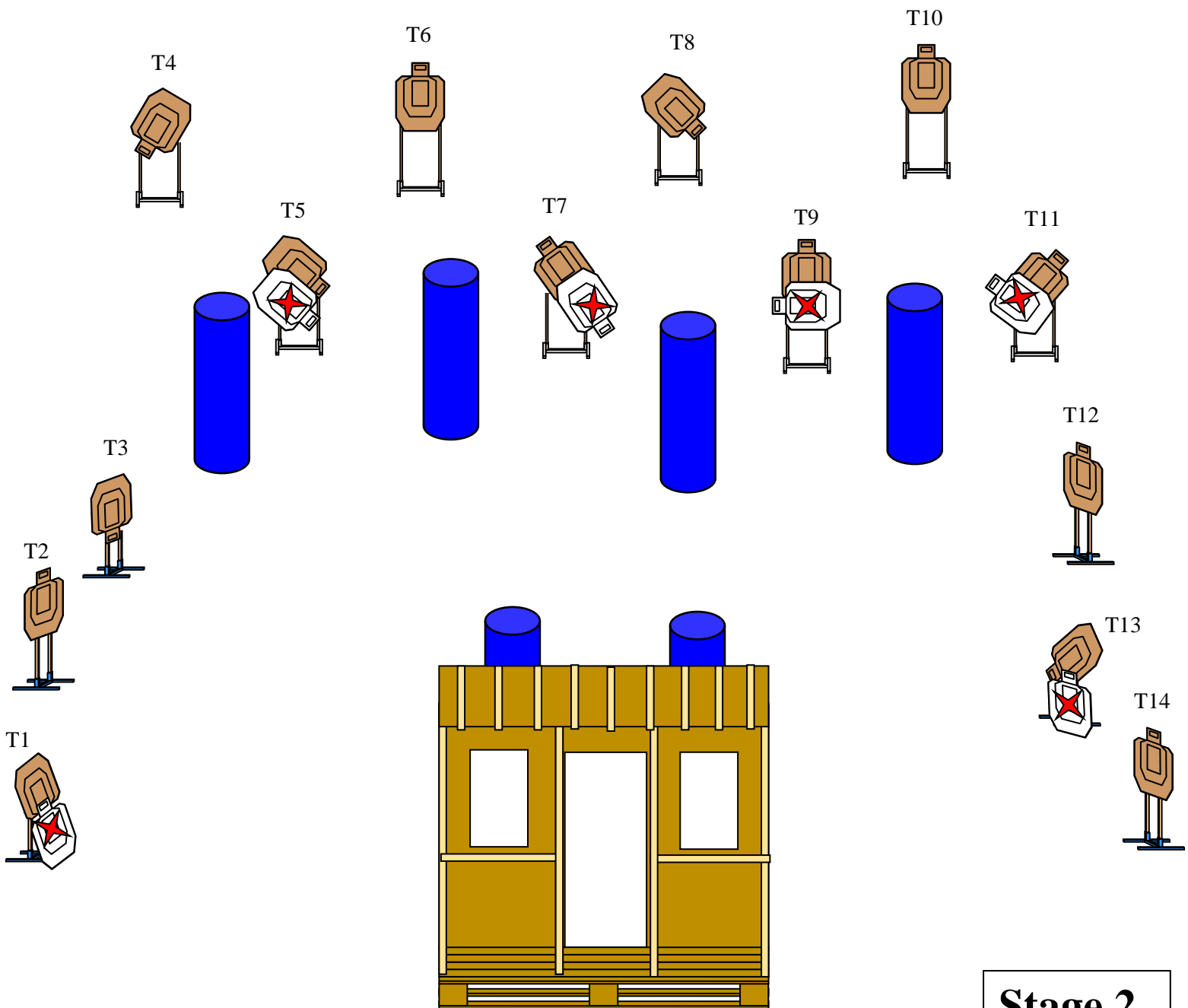
RULES: Practical Shooting Handbook, Latest Edition Course Designer: Michael Linsalata

START POSITION: Standing anywhere on porch, holding rifle at Low Ready.

STAGE PROCEDURE
 At signal, engage all targets as they become visible from Porch.

(This stage is Rifle Only)

SCORING
SCORING: Comstock, 28 rounds, 140 points
TARGETS: 14 IPSC
SCORED HITS: Best 2 per Rifle
START-STOP: Audible-Last Shot
PENALTIES: Procedural -10
 No-shoot hit -10
 Miss -10



Stage 2



LIPSA 2-Gun

Step in and SHOOT!!

RULES: Practical Shooting Handbook, Latest Edition **Course Designer:** Michael Linsalata

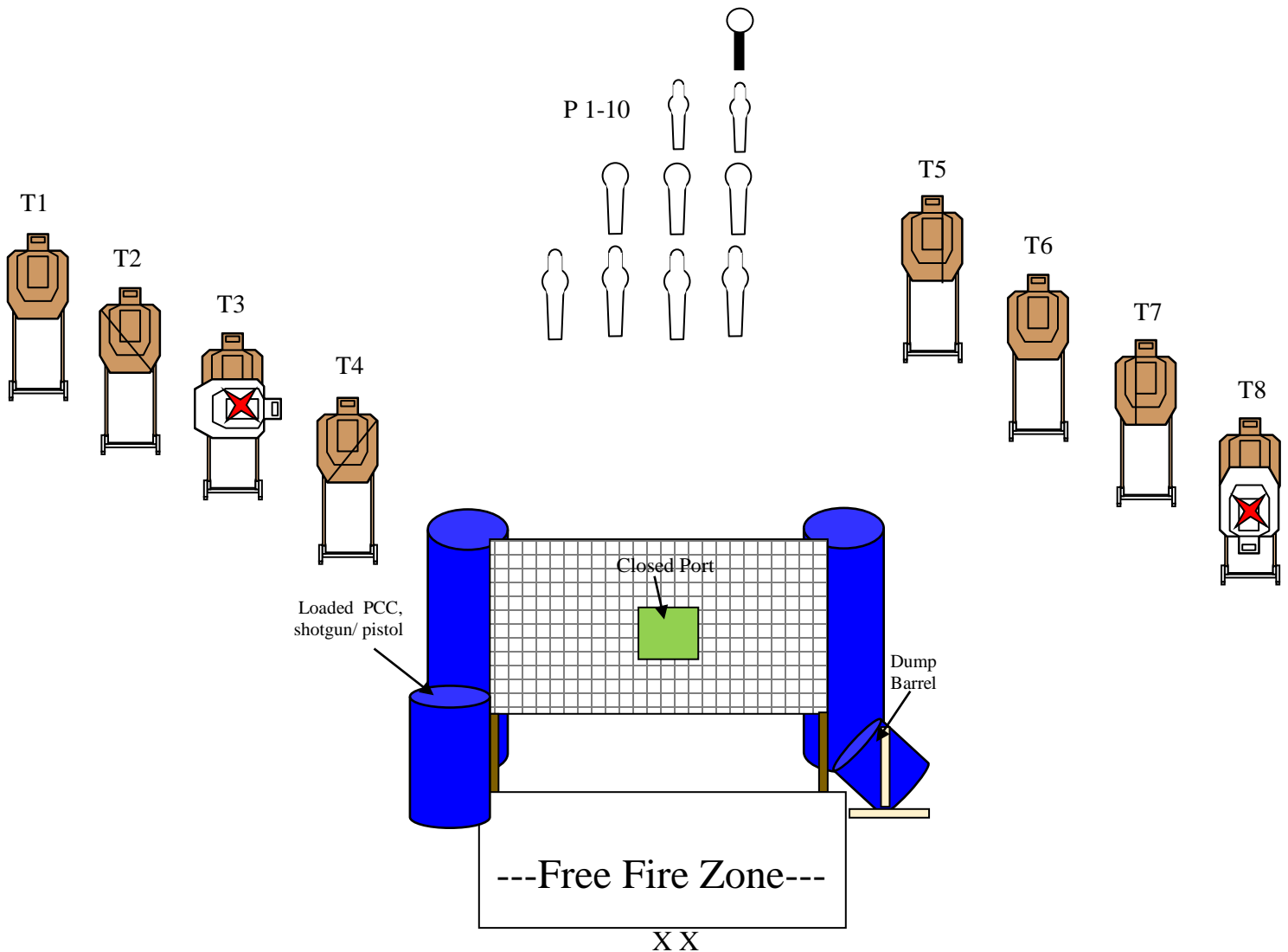
START POSITION: Standing with toes touching X's. Rifle loaded and held at Low Ready. Loaded shotgun/ Pistol/ PCC is on barrel.

STAGE PROCEDURE

At signal, step into FFZ and engage T1-T8 with 2 rounds each. Unload rifle and place in dump barrel. Pick up shotgun/pistol/PCC. Open Port and engage all steel through port.

SCORING

SCORING: Comstock, 26 rounds, 130 points
TARGETS: 8 IPSC, 10 pieces of steel
SCORED HITS: Best 2 per Rifle, Steel Down = 1A
START-STOP: Audible-Last Shot
PENALTIES: Procedural -10
No-shoot hit -10
Miss -10





LIPSA

2 GUN

Planned Out

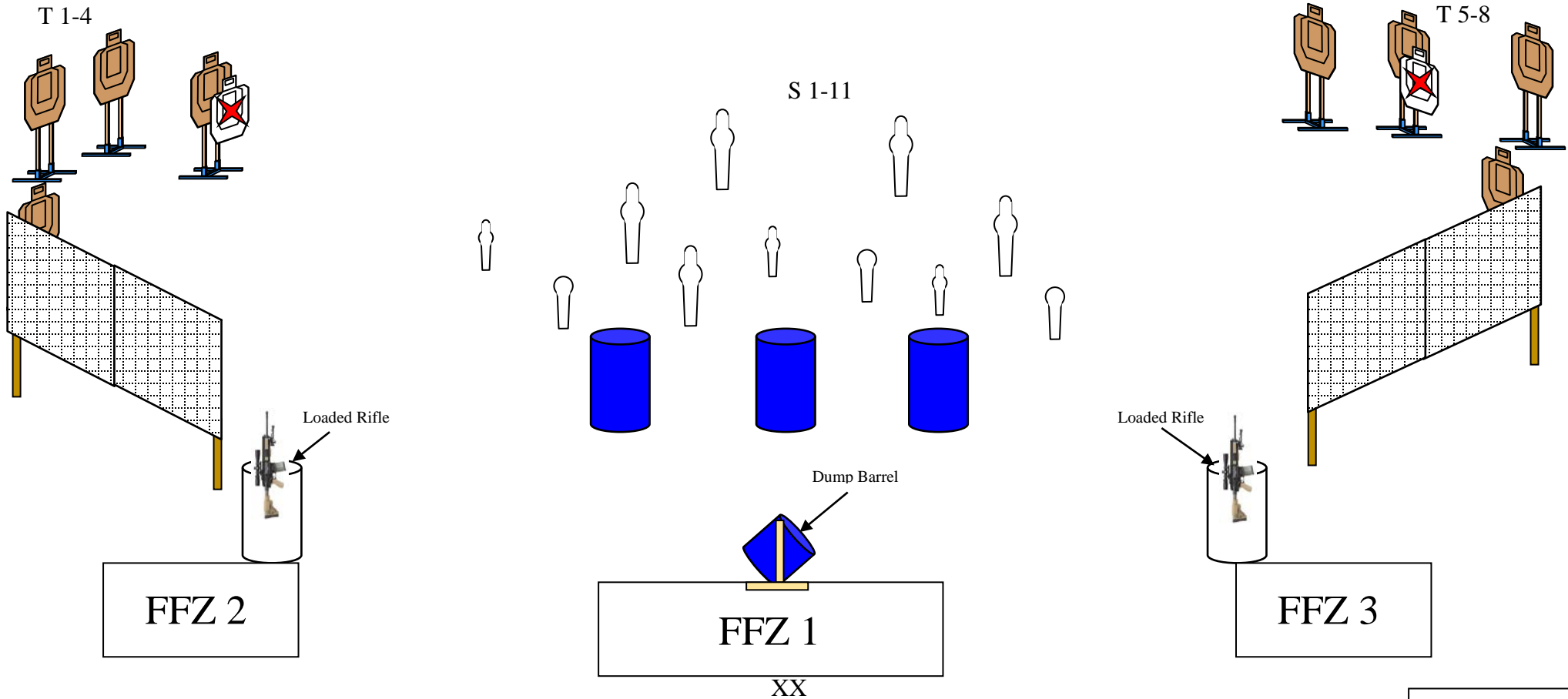
Special Thanks: Jeff Paulsen

RULES: Practical Shooting Handbook, Latest Edition **Course Designer: Michael Linsalata**

START POSITION: Standing with toes touching X's holding shotgun/pistol/PCC at Low Ready. Loaded rifle on barrel on either side.

STAGE PROCEDURE
At signal, step into FFZ 1 and engage S 1-11 (All steel). Place unloaded shotgun/pistol/PCC in Dump Barrel. Advance to where rifle is placed and engage designated targets. Go to other FFZ and engage designated targets. **(FFZ 2-T5-8. FFZ 3-T1-4).**

SCORING
Comstock, 27 rounds, 135 points
8 IPSC, 11 Pieces of steel
SCORED HITS: Best 2 per Rifle, Steel Down = 1A
START-STOP: Audible-Last Shot
PENALTIES: Procedural -10
No-shoot hit -10
Miss -10



Stage 4



LIPSA 2-GUN

Run And 2 Gun

RULES: Practical Shooting Handbook, Latest Edition **Course Designer:** Michael Linsalata, Jeff Paulsen

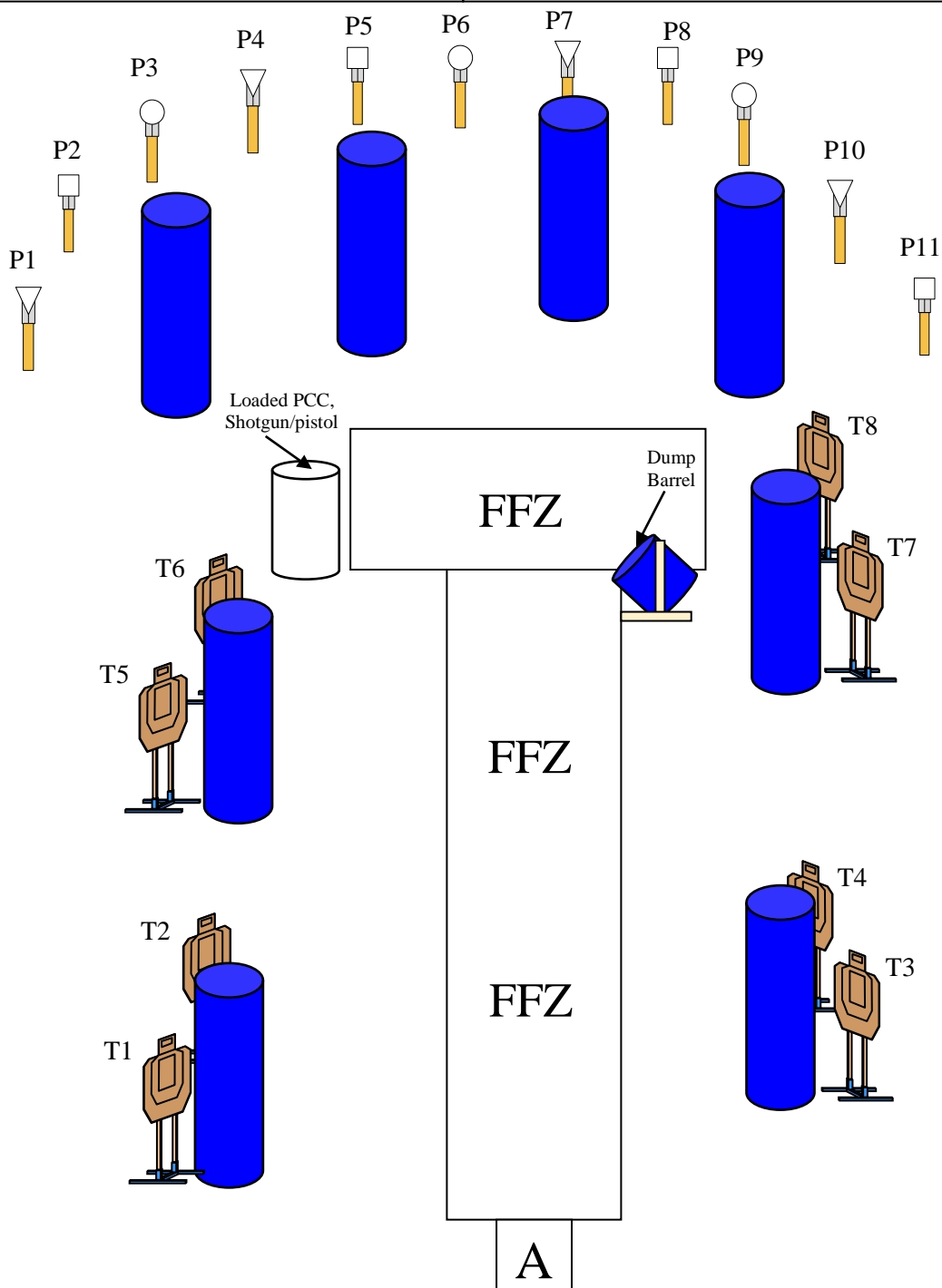
START POSITION: Standing in Box A, holding Rifle at Low Ready. Loaded shotgun/pistol/PCC on barrel.

STAGE PROCEDURE

At signal, step into Free Fire Zone and engage all targets as they become visible. Unload rifle and place in Dump Barrel. Pick up shotgun/pistol/PCC and engage all steel as they become visible from within the fault lines.

SCORING

SCORING: Comstock, 27 rounds, 135 points
TARGETS: 8 IPSC rifle, 11 Pieces of steel
SCORED HITS: Best 2 per rifle, steel down =1A
START-STOP: Audible-Last Shot
PENALTIES: Procedural -10
 No-shoot hit -10
 Miss -10



Stage 5



LIPSA 2-Gun

“We don’t need no stinkin’ rifles”

RULES: Practical Shooting Handbook, Latest Edition **Course Designer:** Michael Linsalata, Jeff Paulsen

START POSITION: Standing with heels touching anywhere on Rear fault line, holding shotgun/pistol/PCC At Low Ready.

STAGE PROCEDURE

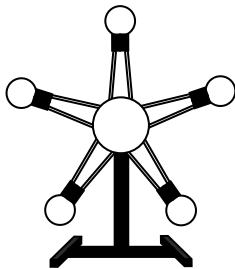
At signal, engage all steel as they become visible from the Free Fire Zone.

(This stage is Shotgun/Pistol/PCC only)

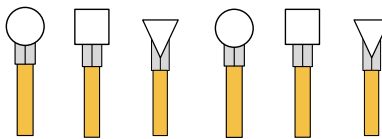
SCORING

SCORING: Comstock, 16 rounds, 80 points
TARGETS: 16 pieces of steel
SCORED HITS: Steel Down = 1A
START-STOP: Audible-Last Shot
PENALTIES: Procedural -10
No-shoot hit -10
Miss -10


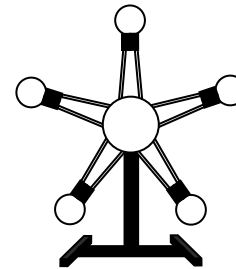
P 1-5



P 6-11



P 12-16



Free Fire Zone